

OKLAHOMA

MEN'S BASKETBALL

Mike Houck, Associate Communications Director

McClendon Center for Intercollegiate Athletics

180 West Brooks, Suite 2525 | Norman, OK 73019

Office: (405) 325-8227 | Cell: (405) 249-5892 | E-Mail: mhouch@ou.edu

www.SoonerSports.com | Twitter: @SoonerSportscom; @SoonerHoops; @LonKruger

26 NCAA Tournaments | 4 Final Fours | 14 Conference Championships | 30 All-Americans | 27 Postseason Appearances In The Last 30 Years

Oklahoma Schedule

N1	NORTHEASTERN STATE (Ex.)	W	85-51
N6	WASHBURN (Ex.)	W	85-59

N11	IDAHO STATE	W	78-74
N18	COPPIN STATE	W	92-65
N24	vs. Washington State #	W	74-59
N25	vs. Santa Clara #	W	85-73
N27	vs. Saint Louis #	L	63-83

D2	SACRAMENTO STATE	W	82-53
D8	ORAL ROBERTS	W	73-59
D10	ARKANSAS	W	78-63
D17	vs. Houston \$	W	79-74
D21	SOUTH CAROLINA STATE	W	83-48
D29	at Cincinnati %	L	55-56
D31	NORTHWESTERN STATE	W	83-63

J3	at Missouri	L	49-87
J7	KANSAS	L	61-72
J9	at Oklahoma State	L	65-72
J14	KANSAS STATE	12:30 p.m.	Big 12
J17	TEXAS TECH	7 p.m.	Big 12
J21	at Texas A&M	3 p.m.	Big 12
J24	BAYLOR	7 p.m.	Big 12
J28	at Kansas State	6 p.m.	FSKC

F1	at Kansas	8 p.m.	ESPNU
F4	IOWA STATE	5 p.m.	ESPN/2
F6	MISSOURI	6 p.m.	ESPNU
F11	at Texas Tech	7 p.m.	TTSN
F14	TEXAS	7 p.m.	Big 12
F18	at Iowa State	12:30 p.m.	Big 12
F22	OKLAHOMA STATE	7 p.m.	Big 12
F25	at Baylor	12:30 p.m.	Big 12
F29	at Texas	8 p.m.	ESPN2

M3	TEXAS A&M	3 p.m.	Big 12
M7-10	Big 12 Championship ^	TBD	B12/ESPN
M15-18	NCAA First/Second Rounds	TBD	CBS
M22-25	NCAA Regionals	TBD	CBS
M31/A2	NCAA Final Four	TBD	CBS

All times Central and subject to change

76 Classic (Anaheim, Calif.)

\$ All-College Classic (Oklahoma City)

% at U.S. Bank Arena

"Big 12" is Big 12 Network regional television

"FSKC" is Fox Sports Kansas City

"TTSN" is Texas Tech Sports Network

Radio (Sooner Sports Network)


Play-by-Play.....Toby Rowland

Analyst.....Mike Houck

TV (Big 12 Network)

Play-by-Play.....Brad Sham

Analyst.....Stephen Howard

OKLAHOMA (10-5, 0-3)
SOONERS**At a Glance**

Date Saturday, Jan. 14
 Site..... Norman, Okla.
 Tip Time 12:47 p.m. CT
 Radio KOKC 1520 AM in OKC;
 KTBZ 1430 AM in Tulsa; Sirius 117
 TV KOCB Ch. 34 in OKC;
 KTUL Ch. 8 in Tulsa
 Series..... Oklahoma leads 102-91

No. 18/18 KANSAS STATE (12-3, 1-2)
WILDCATS**PROJECTED OKLAHOMA STARTERS**

4 ANDREW FITZGERALD • F
 6-8 • 247 • Jr. • Baltimore, Md.
 Brewster Academy (N.H.)

PTS	REB	FG%	MIN
12.5	5.7	.470	25.4



NOTES: Has scored in double figures in 10 straight games ... Averaging 14.6 points on .492 field goal shooting the last 10 outings (averaged 8.4 on .400 shooting first five games) ... Has scored a season-high 18 points in two of last five contests ... Logged double-double (12 points, 13 rebounds) vs. Santa Clara ... An honorable mention All-Big 12 pick last year who started all 32 games ... Led OU's regulars last season with a .486 FG mark.

24 ROMERO OSBY • F
 6-8 • 232 • Jr. • Meridian, Miss.
 Mississippi State University

PTS	REB	FG%	MIN
10.9	8.5	.464	28.3



NOTES: Averaging 10.9 points and team-high 8.5 rebounds (ranks third in Big 12) ... Leads conference with 3.2 offensive rebounds per game and ranks second with five double-doubles ... Has grabbed at least 10 boards in seven of 15 outings ... Coming off a career-high-tying 18-point (and 10-rebound) performance at OSU on Monday ... Shooting .508 from field at home and .425 away from home ... A top-75 national recruit coming out of high school.

1 SAM GROOMS • G
 6-1 • 203 • Jr. • Greensboro, N.C.
 Chipola College (Fla.)

PTS	REB	AST	MIN
6.5	3.1	5.1	28.7



NOTES: Ranks third in Big 12 in assists (5.1) and second in assist-to-turnover ratio (2.4) ... Has recorded at least 6 assists seven times and at least 8 assists four times ... Has been held to an average of 3.3 points in conference play ... Failed to register an assist (3 turnovers) for first time this year at Oklahoma State Monday... Averaging 28.7 minutes (second most on team) ... Rated as country's No. 3 juco prospect last year by JucoRecruiting.com.

2 STEVEN PLEDGER • G
 6-4 • 222 • Jr. • Chesapeake, Va.
 Atlantic Shores Christian School

PTS	REB	3FG%	MIN
17.2	3.9	.451	31.6



NOTES: Ranks No. 4 in Big 12 in scoring (17.2) and No. 6 in treys per game (2.6) ... Ranks fourth in league in FG percentage (.494), fourth (22nd nationally) in 3-point FG percentage (.451) and fifth in FT percentage (.875) ... Has five 20-plus scoring efforts this season after recording three all of last year ... Averaging 20.6 points (.606 FG%) in wins and 11.2 (.300 FG%) in losses ... Named to 76 Classic and All-College Classic all-tourney teams.

21 CAMERON CLARK • G
 6-6 • 198 • So. • Sherman, Texas
 Sherman High School

PTS	REB	AST	MIN
8.2	3.8	1.7	24.6



NOTES: Has started all 47 of his career games ... Averaging 5.9 points over the last eight games after averaging 14.0 the previous five ... Has scored in double figures once in the last eight outings ... Scored a season-high 18 points Dec. 2 vs. Sacramento State ... Averaged 9.4 points and 4.5 rebounds last season as a freshman ... Shot .474 from field last year but owns a .379 mark this season ... Consensus national top-40 recruit out of high school.

OKLAHOMA'S TOP RESERVES

No.	Name	Position	Height	Weight	Class	Points	Rebounds	Assists	Minutes
15	Tyler Neal	F	6-7	227	So.	5.3	3.2	0.7	17.0
14	Carl Blair	G	6-2	205	Jr.	4.7	2.1	2.6	15.6
5	C.J. Washington	F	6-7	230	Sr.	2.4	3.4	0.4	10.0
32	Casey Arent	C	6-10	227	Jr.	1.7	2.6	0.1	8.3
31	Barry Honoré	F	6-7	270	Sr.	0.9	1.1	0.1	5.3

PROJECTED KANSAS STATE STARTERS

No.	Name	Position	Height	Weight	Class	Points	Rebounds	Assists	Minutes
21	Jordan Henriquez	F	6-11	250	Jr.	7.9	5.6	0.7	20.3
32	Jamar Samuels	F	6-7	230	Sr.	11.1	6.4	1.4	26.1
3	Martavious Irving	G	6-1	210	Jr.	6.3	2.1	2.0	22.9
22	Rodney McGruder	G	6-4	205	Jr.	14.3	5.1	1.3	30.6
55	Will Spradling	G	6-2	180	So.	11.1	2.3	2.9	30.1

Head Coach Lon Kruger

► Lon Kruger was named Oklahoma's 14th head men's basketball coach on April 1, 2011.

► Owns a 489-309 (.613) collegiate record over 25 years.

► Has coached at Texas-Pan American (52-59 record from 1982-86), Kansas State (81-46 from 1986-90), Florida (104-80 from 1990-96), Illinois (81-48 from 1996-00) and UNLV (161-71 from 2004-11).

► Served as head coach of NBA's Atlanta Hawks from 2000-03 (69-122 record) and was an assistant for New York Knicks (2003-04 season).

► Averaged 25.4 wins at UNLV over the last five years (four NCAA appearances and one NIT trip) and won at least 21 games each of those five seasons.

► Coached UNLV to a 55-25 (.688) Mountain West Conference record the last five seasons.

► Has taken teams to 13 NCAA Tournaments (14-13 record) and four NITs (4-5 record).

► Coached Florida to the 1994 Final Four, Kansas State to the 1988 Elite Eight and UNLV to the 2007 Sweet 16.

► Has led all five of the college programs he has coached to 20-win seasons.

► Is one of five coaches in Division I college basketball history to take four different schools to the NCAA Tournament and is one of three coaches to win an NCAA Tournament game at four schools.

► Is one of just two head coaches in Division I history to lead at least four different schools to multiple NCAA Tournament wins.

► Is one of four coaches to lead three different schools to NCAA Sweet 16 appearances.



Lon Kruger Year by Year

Year	School	Record	Pct.
1982-83	Pan American	7-21	.250
1983-84	Pan American	13-14	.481
1984-85	Pan American	12-16	.429
1985-86	Pan American	20-8	.714
1986-87	* Kansas State	20-11	.645
1987-88	* Kansas State	25-9	.735
1988-89	* Kansas State	19-11	.633
1989-90	* Kansas State	17-15	.531
1990-91	Florida	11-17	.393
1991-92	^ Florida	19-14	.576
1992-93	^ Florida	16-12	.571
1993-94	* Florida	29-8	.784
1994-95	* Florida	17-13	.567
1995-96	Florida	12-16	.429
1996-97	* Illinois	22-10	.688
1997-98	* Illinois	23-10	.697
1998-99	Illinois	14-18	.438
1999-00	* Illinois	22-10	.688
2004-05	^ UNLV	17-14	.548
2005-06	UNLV	17-13	.567
2006-07	* UNLV	30-7	.811
2007-08	* UNLV	27-8	.771
2008-09	^ UNLV	21-11	.656
2009-10	* UNLV	25-9	.735
2010-11	* UNLV	24-9	.727
2011-12	Oklahoma	10-5	.667
Totals		489-309	.613

* NCAA Tournament

^ National Invitation Tournament

SATURDAY'S GAME BASICS

Searching for its first Big 12 win under first-year head coach **Lon Kruger**, Oklahoma (10-5, 0-3) hosts No. 18/18 Kansas State (12-3, 1-2) Saturday at 12:30 p.m. CT. This will mark the fifth time Kruger has faced his alma mater (he is 2-2 against the Wildcats). OU is coming off a 72-65 loss at Oklahoma State on Monday while Kansas State lost 75-73 at home to No. 4 Baylor on Tuesday. Saturday's contest will air on the Sooner Radio Network (KOKC AM 1520 in Oklahoma City; KTBZ AM 1430 in Tulsa; Sirius 117) with **Toby Rowland** and **Mike Houck** announcing. The game will be televised regionally by the Big 12 Network (KOCB Ch. 34 in OKC; KTUL Ch. 8 in Tulsa; ESPN Full Court) with **Brad Sham** and **Stephen Howard** calling the action.

SOONER STORYLINES

► After a 9-1 start, Oklahoma has lost four of its last five games. The Sooners averaged 78.7 points over their first 10 outings, but have been held to an average of 62.6 over the last five.

► OU holds a 102-91 all-time series lead against Kansas State and is 58-25 versus the Wildcats in Norman. K-State has won four of the last five overall meetings, including the last two at Lloyd Noble Center.

► Head coach **Lon Kruger**, a 1975 Kansas State graduate, holds a 2-2 record against his alma mater (1-1 as head coach at UNLV, 1-0 at Illinois and 0-1 at UT-Pan American). He was the 1973 and 1974 Big Eight Player of the Year.

► Oklahoma assistant coach **Steve Henson** (1987-90) broke 21 school records as a player at Kansas State and still holds KSU career standards for assists (582), assists per game (4.6), free throw percentage (.900), minutes (4,474), minutes per game (35.2), starts (118), consecutive games played (127) and consecutive starts (118). He is the only K-State player to participate in four consecutive NCAA Tournaments.

► OU has been held to a total of 13 3-point makes over the last four games (3.3 average) and junior guard **Steven Pledger** has nine of those conversions during the stretch. The Sooners averaged 6.7 treys over their first 11 games.

► In OU's wins, Pledger is averaging 20.6 points on .606 field goal shooting. In the team's losses, Pledger is averaging 11.2 points on .300 shooting.

► The junior trio of Pledger (.538), **Romero Osby** (.508) and **Andrew Fitzgerald** (.500) is shooting a combined .515 from the field at home this year. They have accounted for 51 percent of the team's points at Lloyd Noble Center. OU holds a +12.3 average rebounding margin at home.

► Out of 338 Division I teams, OU ranks No. 6 nationally in offensive rebounds per game (15.8), No. 8 in total rebounds per game (40.9), No. 38 in 3-point field goal percentage (.387) and No. 45 in free throw percentage (.732).

► The Sooners have scored at least 75 points eight times in their 15 games after doing it seven times in its 32 contests last year.

► Oklahoma has been good at the free throw line in three league games with its .741 mark. **Cameron Clark** (9-for-9), Pledger (8-for-8) and **Carl Blair** (14-for-15) are a combined 31-for-32 (.967) at the stripe.

Stats Comparison



CATEGORY	OU	KSU
Overall Record	10-5	12-3
Points Per Game	73.3	74.9
Opp. Points Per Game	66.7	62.7
Rebounds Per Game	40.9	39.6
Rebounding Margin	+7.7	+5.1
Field Goal Pct.	.432	.450
Opp. Field Goal Pct.	.413	.382
3-Point Pct.	.387	.340
Opp. 3-Point Pct.	.316	.289
Free Throw Pct.	.732	.655
Personal Fouls Per Game	17.0	20.5
Assists Per Game	13.9	15.2
Turnovers Per Game	13.0	14.9
Blocked Shots Per Game	3.6	5.2
Steals Per Game	6.5	6.1



► Steven Pledger

No.	Name	Position	Height	Weight	Class	Hometown (Last School)
1	Sam Grooms	G	6-1	203	Jr.	Greensboro, N.C. (Chipola College [Fla.])
2	Steven Pledger**	G	6-4	222	Jr.	Chesapeake, Va. (Atlantic Shores Christian School)
3	T.J. Franklin	G	5-11	175	Sr.	Fort Worth, Texas (North Crowley HS)
4	Andrew Fitzgerald**	F	6-8	247	Jr.	Baltimore Md. (Brewster Academy [N.H.])
5	C.J. Washington*	F	6-7	230	Sr.	Stringtown, Okla. (Connors State JC)
12	Jarrod Kruger#	G	6-1	174	So.	Topeka, Kan. (Kansas State University)
13	James Frascilla	G	5-10	142	Fr.	Dallas, Texas (Highland Park HS)
14	Carl Blair*	G	6-2	205	Jr.	Houston, Texas (University of New Orleans)
15	Tyler Neal*	F	6-7	227	So.	Oklahoma City, Okla. (Putnam City West HS)
21	Cameron Clark*	G	6-6	198	So.	Sherman, Texas (Sherman HS)
22	Amath M'Baye#	F	6-9	214	Jr.	Bordeaux, France (University of Wyoming)
24	Romero Osby	F	6-8	232	Jr.	Meridian, Miss. (Mississippi State University)
31	Barry Honoré*	F	6-7	270	Sr.	Garland, Texas (Southern University)
32	Casey Arent	C	6-10	227	Jr.	Penryn, Calif. (Sierra College)

* Letters earned at Oklahoma #Sitting out 2011-12 season

2011-12 Big 12 Standings

Through Friday, Jan. 13

Team	Big 12			Overall		
	W	L	Pct.	W	L	Pct.
Baylor	3	0	1.000	16	0	1.000
Kansas	3	0	1.000	13	3	.813
Missouri	2	1	.667	15	1	.938
Iowa State	2	1	.667	12	4	.750
Texas	2	1	.667	12	4	.750
Oklahoma State	2	1	.667	9	7	.563
Kansas State	1	2	.333	12	3	.800
Oklahoma	0	3	.000	10	5	.667
Texas A&M	0	3	.000	9	6	.600
Texas Tech	0	3	.000	7	8	.467



Oklahoma Quick Facts

Official Name: University of Oklahoma

Location: Norman, Okla.

Founded: 1890

Enrollment: 30,754

Nickname: Sooners

Colors: Crimson and Cream

President: David L. Boren

Athletics Director: Joe Castiglione

Arena: Lloyd Noble Center (12,000)

First Year of Basketball: 1907-08

NCAA Tournament Appearances: 26

NIT Appearances: 7

All-Time Record: 1,535-983 (.610)

Regular Season Conference Championships: 14 (1928, 1929, 1939, 1940, 1942, 1944, 1947, 1949, 1979, 1984, 1985, 1988, 1989, 2005)

Conference Tournament Championships: 7 (1979, 1985, 1988, 1990, 2001, 2002, 2003)

Head Coach: Lon Kruger (Kansas State '75)

Career Record: 489-309 (26th year)

Oklahoma Record: 10-5 (first year)

NCAA Appearances: 13 (most recent 2011)

NIT Appearances: 4 (most recent 2009)

Assistant Coaches: Chris Crutchfield (Nebraska-Omaha '92), Steve Henson (Kansas State '90), Lew Hill (Wichita State '88)

Director of Operations: Mike Shepherd (Kansas State '92)

Director of Student-Athlete Performance: Jozsef Szendrei (Oklahoma '03)

Video Coordinator: Scott Thompson

Equipment Manager: Marco Griego

Graduate Managers: Wade Mason, Teddy Owens

Athletics Trainer: Alex Brown

Team Physician: Dr. Brock Schnebel

Official Website: SoonerSports.com

► Rebounding was mentioned by Kruger several times in the preseason as a concern of his for 2011-12. However, OU has been outrebounded just twice in 15 games and ranks second in the Big 12 with its +7.7 margin per contest despite not starting anyone taller than 6-8. The Sooners own a 237-173 offensive rebounding advantage on the year.

PLEDGER AMONG BIG 12'S OFFENSIVE LEADERS

► After averaging 8.6 points and shooting .386 from the field and .345 from 3-point range over his first two seasons, junior guard **Steven Pledger** is averaging 17.2 points this year while shooting .494 from the field and .451 from long distance (ranks 22nd nationally). Pledger ranks fourth in the Big 12 in scoring, field goal percentage, 3-point field goal percentage and free throw percentage (.875), and sixth in 3-pointers per game (2.6).

► Pledger has scored in double figures in 13 of his 14 outings (held to nine Monday at Oklahoma State) and has shot at least .500 from the field in eight games. He has scored at least 20 points five times after doing it three times all of last season.

► Pledger has made 81 field goals this year, already putting him at 72 percent of last year's total (112).

MORE INDIVIDUAL NOTES

► Junior point guard **Sam Grooms** ranks No. 3 in the Big 12 in assists (5.1) and No. 2 in assist-to-turnover ratio (2.4). He has recorded one or zero turnovers six times in 15 games and ranks second on the team in minutes (28.7). Only one Sooner in the last 15 years averaged more assists per game for an entire season than Grooms' current 5.1 average (6.9 by **Terrell Everett** in 2005-06).

► Junior forward **Romero Osby** leads the Big 12 with his 3.2 offensive rebounds per game and third with his 8.5 overall boards per outing. He also ranks second with five double-doubles. He has recorded at least 10 rebounds on seven occasions this year (his career high entering the season was eight rebounds). He pulled down a career-high 18 boards vs. South Carolina State on Dec. 21 and followed with 12 at Cincinnati Dec. 29.

► Junior forward **Andrew Fitzgerald** has scored in double figures in each of the last 10 games (averaging 14.6 during stretch on .492 shooting) after doing it just twice in OU's first five outings (averaged 8.4 points on .400 shooting). He has scored at least 13 points in seven of the last 10 games, including season highs of 18 points in two of the last five.

► Junior guard **Carl Blair** has scored 31 of his 71 points this season in the last two games (44 percent). He averaged 3.1 points over OU's first 13 games but is averaging 15.5 over the last two. He is coming off a 20-point, 10-rebound double-double at Oklahoma State and also registered a career-high five steals.

► Sophomore guard **Cameron Clark** has been held under 10 points in seven of the last eight games (each of the last six) and is averaging 5.9 points on .315 field goal shooting in those eight outings. Clark scored in double figures in five straight games prior to the current eight-game stretch and averaged 14.0 points on .519 shooting.

CLEANING THE GLASS

► OU leads the Big 12 in total rebounds per game (40.9; ranks No. 8 nationally), offensive rebounds per game at 15.8 (ranks No. 6 nationally) and offensive rebounding percentage (42 percent). It ranks second in the league in average rebounding margin (+7.7).

► The Sooners have been outrebounded just twice on the season (by Washington State and Missouri).

► Oklahoma's top two rebounding totals of the 16-year Big 12 era have been recorded this year (63 vs. S.C. State and 61 vs. Coppin State).

► OU has pulled down double-digit offensive rebounds in 13 of 15 games and is averaging 15.8 offensive boards per contest to its opponents' 11.5.

► The Sooners are averaging 7.3 more offensive rebounds per game this year than they did last season (15.8 to 8.5).

PREVIEWING KANSAS STATE

► After going 11-1 in non-conference play, No. 18/18 Kansas State is off to 1-2 start in Big 12 action. The Wildcats have played a difficult league schedule to date, losing at No. 14 Kansas (67-49), beating No. 7 and previously undefeated Missouri (75-59) and losing to unbeaten and fourth-ranked Baylor (75-73). Missouri and Baylor were home contests.

► One of the best rebounding teams in the Big 12, Kansas State ranks second in the league in rebounds per game (39.6), offensive rebounds per game (14.7) and offensive rebounding percentage (.413). OU ranks No. 1 in all three categories.

► Junior guard **Rodney McGruder** averages 14.3 points on .476 field goal, .316 (18-for-57) and .761 (35-for-46) free throw shooting. A third-team All-Big 12 selection last year, McGruder scored a career-high 30 points Tuesday against Baylor and leads the league (conference games only) with a 21.7 scoring average. He was 10-for-14 from the field and 8-for-8 from the free throw line vs. BU.

► Senior forward **Jamar Samuels** and sophomore guard **Will Spradling** each average 11.1 points per contest. Samuels also averages a team-high 6.4 rebounds a game, while Spradling paces the team in assists (2.9 apg), 3-pointers (28) and 3-point percentage (.431).

► **Frank Martin** is in his fifth year as a collegiate head coach, all at Kansas State. He owns a 107-46 (.699) record.

OU-KANSAS STATE SERIES HISTORY

Oklahoma owns a 102-91 series advantage against Kansas State and is 58-25 against the Wildcats in Norman. OU is 10-6 against K-State since the start of the Big 12 in 1996-97 (5-2 in Norman). KSU has won four of the last five overall meetings, including the last two at Lloyd Noble Center (84-82 in 2008 and 83-68 in 2010).

Romero Osby's Double-Digit Rebounding Games

Opponent	Rebs.
Idaho State	10
Coppin State	10
vs. Santa Clara	10
vs. Houston	10
South Carolina State	18
at Cincinnati	12
at Oklahoma State	10

AP Top 25 Poll**January 2**

School	Record
1. Syracuse (60)	17-0
2. Kentucky (5)	15-1
3. North Carolina	14-2
4. Baylor	15-0
5. Ohio State	15-2
6. Michigan State	14-2
7. Indiana	15-1
8. Duke	13-2
9. Missouri	14-1
10. Kansas	12-3
11. Georgetown	13-2
12. UNLV	16-2
13. Michigan	13-3
14. Louisville	13-3
15. Murray State	16-0
16. Virginia	14-1
17. Connecticut	12-3
18. Kansas State	12-2
19. Florida	12-4
20. Mississippi State	13-3
21. Gonzaga	13-2
22. San Diego State	13-2
23. Creighton	13-2
24. Seton Hall	14-2
25. Marquette	12-4

ESPN/USA Today Top 25 Poll**January 2**

School	Record
1. Syracuse (30)	17-0
2. Kentucky (1)	15-1
3. North Carolina	14-2
4. Baylor	15-0
5. Ohio State	15-2
6. Duke	13-2
7. Michigan State	14-2
8. Indiana	15-1
9. Missouri	14-1
10. Kansas	12-3
11. Georgetown	13-2
12. UNLV	16-2
13. Michigan	13-3
14. Murray State	16-0
15. Louisville	13-3
16. Connecticut	12-3
17. Virginia	14-1
18. Kansas State	12-2
19. Florida	12-4
20. Mississippi State	13-3
21. Creighton	13-2
22. San Diego State	13-2
23. Gonzaga	13-2
24. Marquette	12-4
25. Harvard	13-2

OU opponents and potential opponents in **bold****LAST YEAR VS. THE WILDCATS** (BOX SCORE ON PAGE 13 OF THESE NOTES)

Down 39-24 at halftime on the road, Oklahoma battled back to within five points (55-50) with six minutes left before Kansas State reeled off 14 straight points in less than two minutes en route to a 77-62 home win in the teams' only meeting last year (Feb. 19). The Sooners committed 15 turnovers to Kansas State's 12 and were outscored 21-12 off those miscues. OU senior guard **Cade Davis** scored 21 points and pulled down a game-high seven rebounds in 30 minutes. He was 8-for-9 from the field and 4-for-5 from 3-point range. Sophomore forward **Andrew Fitzgerald** went 6-for-7 from the free throw line and finished with 10 points and five boards. Both he and Davis were saddled with second-half foul trouble. Sophomore point guard **Carl Blair** netted 10 points to go along with four assists and a pair of steals. He also committed six turnovers. K-State senior guard **Jacob Pullen** scored a game-high 27 points while sophomore guard **Rodney McGruder** went 5-for-7 from 3-point range en route to a 20-point day.

KRUGER VS. HIS ALMA MATER

A 1975 Kansas State graduate, OU head coach **Lon Kruger** is 2-2 all-time against his alma mater. The Big Eight Conference Player of the Year his junior and senior seasons (1972-73 and '73-74), Kruger also coached the Wildcats from the 1986-87 through '89-90 seasons. As a coach, he led the Wildcats to an 81-46 record and to NCAA Tournament appearances each of his four years in Manhattan, including the Elite Eight in 1988. As UNLV's head coach, Kruger posted a 1-1 record against KSU (lost 95-80 in 2009-10 in Las Vegas; won 63-59 in 2010-11 in Kansas City). He also notched an 81-48 home win during the 1999-00 season as Illinois' head coach. His Texas-Pan American team lost a 75-68 contest to the Wildcats during the 1984-85 season in the Runnin' Rebel Classic in Las Vegas.

MONDAY'S OKLAHOMA STATE RECAP (BOX SCORE ON PAGE 12 OF THESE NOTES)

► Oklahoma shot a season-low .324 from the field and posted a .235 (4-for-17) mark from 3-point range in a 72-65 loss at Oklahoma State on Monday.

► The Sooners posted a 50-44 rebounding advantage and held the Cowboys to .386 field goal and .250 (5-for-20) 3-point shooting. OSU outscored OU by 10 at the free throw line, however (the Cowboys went 23-for-30).

► Down 21-20, the Sooners watched OSU go on a 14-2 run over the final 4:30 of the first half to take a 35-22 lead. OU got no closer than five points the rest of the way.

► Junior guard **Carl Blair** recorded OU career highs of 20 points, 10 rebounds and five steals in 30 minutes off the bench.

► Junior forward **Romero Osby** tied a career high with 18 points to go along with 10 rebounds (six offensive). He was 8-for-17 from the field but made just one free throw on five attempts.

► Junior guard **Steven Pledger** was held to nine points on 3-for-13 shooting. It was the first time this year he failed to score 10 points.

SOONER TIP INS

► Oklahoma has recorded 42 dunks in its 15 games (2.8 average) and junior forward **Romero Osby** has 23 of them (55 percent).

► Osby has grabbed at least six rebounds in 12 of 15 games this year. In his 35 games at Mississippi State as a sophomore in 2009-10, Osby pulled down at least six boards on three occasions.

► Osby and fellow junior **Andrew Fitzgerald** lead the team with five charges taken each.

► Four Sooners average double figures in scoring in Big 12 play (Fitzgerald 13.7, **Steven Pledger** 11.3, **Carl Blair** and Osby 11.0). Osby (.438), Fitzgerald (.415) and Blair (.400) are the only Sooners shooting at least .400 from the field over those three outings.

► After averaging 25.0 points during a three-game mid-December stretch, Pledger is averaging 12.6 points the last five contests.

UP NEXT

The Sooners close their two-game home stand when they host Texas Tech on Tuesday at 7 p.m. CT (televised by the Big 12 Network).

QUANTIFYING OU'S BASKETBALL TRADITION

► This is the 105th season of Oklahoma varsity basketball (the program's first game was Nov. 26, 1907).

► OU owns a 1,535-983 (.610) all-time record, ranking it 30th in NCAA Division I history in wins and 41st in winning percentage.

► Oklahoma has participated in four NCAA Final Fours (1939, 1947, 1988 and 2002) and in two NCAA championship games (it lost to Holy Cross in 1947 and to Kansas in 1988).

► OU has made 26 NCAA Tournament appearances and seven postseason NIT showings. It has made 22 NCAA Tournament appearances over the last 29 years.

► Oklahoma has made 27 postseason appearances over the last 30 years (22 NCAA Tournaments and five NITs).

► The Sooners have won 14 regular season conference championships (most recently in 2005) and seven conference tournament titles (including the 2001, 2002 and 2003 Big 12 crowns).

► The Sooners posted the eighth best NCAA Division I winning percentage (.731) in the 1980s and the eighth best (.738) in the 2000s.

► Twenty different Sooners have earned All-America honors a total of 30 times. They have earned consensus first-team All-America acclaim nine times and consensus second-team honors on four occasions.

► **Wayman Tisdale** was a three-time consensus first-team All-American during his three seasons at OU (1983-85).

► Oklahoma players have earned first-team all-conference accolades a total of 73 times.

► The Sooners own a winning record against eight of the other nine members of the Big 12 Conference (Kansas is the only league program with a series lead against OU).

► OU has played its home games in four different venues: the OU Gymnasium (1907-1919), the R.O.T.C. Armory (1919-1928), the OU Field House (1928-75) and Lloyd Noble Center (1975-present).

PLAYER NOTES

1 SAM GROOMS (6-1, 203, JUNIOR, GUARD)

- ▶ Point guard who's averaging 6.5 points, 3.1 boards and 5.1 assists in 28.7 minutes a contest.
- ▶ Ranks third in Big 12 in assists and second in assist-to-turnover ratio (2.4).
- ▶ Coming off a 2-point, 0-assist, 3-turnover game at Oklahoma State on Monday.
- ▶ Recorded 17 assists and 4 turnovers (4.3 ratio) in three 76 Classic games Nov. 24-27.
- ▶ Point guard who transferred from Chipola College in Florida.
- ▶ Rated as nation's third-best junior college player in 2010-11 by JucoRecruiting.com.
- ▶ Started 50 games in his two seasons at Chipola (averaged 11.1 points, 5.9 assists last year).

2 STEVEN PLEDGER (6-4, 222, JUNIOR, GUARD)

- ▶ Averaging 17.2 points (ranks No. 4 Big 12), 3.9 rebounds and 1.6 assists in 31.6 minutes.
- ▶ Leads Big 12 guards with his .494 season field goal percentage.
- ▶ Ranks 22nd nationally with his .451 3-point percentage.
- ▶ Shooting .387 from 3-point range last five games (four losses).
- ▶ Averaging 20.6 points in team's wins but just 11.2 in losses.
- ▶ Recorded first career double-double vs. Houston on Dec. 17 (31 points, 10 rebounds).
- ▶ Has five games of at least 20 points this year (had three all of last season).
- ▶ Named to 76 Classic and All-College Classic all-tournament teams.
- ▶ Suspended for opener vs. Idaho State (impermissible participation in summer pro-am game).
- ▶ Averaged a team-high 15.4 points in OU's wins last year compared to 7.4 points in losses.
- ▶ Shot .416 from 3-point range at home last year and .284 away from home.
- ▶ Scored a career-high 38 points (career highs of 12 field goals, 7 treys and 7 free throw makes) in overtime win at Iowa State last season (scored 17 of team's final 21 points).

3 T.J. FRANKLIN (5-11, 175, SENIOR, GUARD)

- ▶ Averaging 2.9 minutes in his 10 games this year (has 2 points and 2 assists).
- ▶ Played a career-high 9 minutes Dec. 2 vs. Sacramento State (2 points, 1 assist, 1 steal).
- ▶ A walk-on point guard who is the only fourth-year player on team.
- ▶ Played a total of 16 minutes last year (12 games) and scored four points.
- ▶ Helped North Crowley HS (Fort Worth, Texas) to 38-1 record and 2008 Class 5A state title.
- ▶ Voted by teammates as squad's hardest worker, best leader by example, most impressive in the weight room, fastest from baseline to baseline and best video game player.
- ▶ An information studies major at OU who graduated No. 7 in his high school class.

4 ANDREW FITZGERALD (6-8, 247, JUNIOR, FORWARD)

- ▶ Averaging 12.5 points and 5.7 rebounds (ranks second on team in both categories).
- ▶ Has recorded a season-high 18 points twice in the last five outings.
- ▶ Averaging 14.6 points the last 10 games after averaging 8.0 the first five.
- ▶ Shooting .492 from field the last eight outings after shooting .400 the first five.
- ▶ Averaged 7.3 boards in three 76 Classic games (tied for second most in tournament).
- ▶ OU's leading returning scorer (12.6) and rebounder (5.0) from last season. Also led team with his 21 blocked shots and 34 steals in an average of 30.8 minutes per game.
- ▶ An honorable mention All-Big 12 selection as a sophomore last season.
- ▶ Started all 32 games last year and scored at least 10 points 22 times (at least 20 four times).
- ▶ Arrived at OU in summer 2009 weighing 273 pounds but entered 2011-12 season at 247.

5 C.J. WASHINGTON (6-7, 230, SENIOR, FORWARD)

- ▶ Averaging 2.4 points and 3.4 rebounds in 10.0 minutes a game (DNP in season opener).
- ▶ Averaging 5.0 points and 6.3 rebounds last three home games in 14.7 minutes per contest.
- ▶ Seven of his career-high 12 boards (in 13 min.) against South Carolina State were offensive.
- ▶ Leads team in rebounds per minute (40-minute projection is 13.7 boards).
- ▶ Handed out 3 assists vs. Coppin State in his first game of year (recorded 2 all of last season).
- ▶ Came off bench in each of his 31 games last year and averaged 2.5 points and 3.1 rebounds.
- ▶ A first-team junior college All-American at Connors State College (Warner, Okla.) in 2009-10 when he averaged 19.3 points, a school-record 13.0 rebounds and 1.8 block per game.
- ▶ Named the 2010 Region II Junior College Player of the Year and Region II Tournament MVP.
- ▶ Recorded 25 double-doubles in his 32 games (including a stretch of 14 straight).

13 JAMES FRASCHILLA (5-10, 142, FRESHMAN, GUARD)

- ▶ A walk-on point guard from Dallas, Texas, who has 2 points in his 7 appearances (9 minutes).
- ▶ Helped Highland Park HS to a 22-8 record last year and a District 10-4A championship.
- ▶ Averaged 5.9 points, 5.0 assists and 2.7 steals as a senior to earn all-district honors.
- ▶ Voted by teammates as the Sooner who would make the best college head coach.
- ▶ Son of ESPN analyst and former college head coach Fran Fraschilla.

14 CARL BLAIR (6-2, 205, JUNIOR, GUARD)

- ▶ Averaging 4.7 points and 2.6 assists in 15.6 min. a game (has come off bench last 14 games).
- ▶ Averaging 15.5 points the last two games (averaged 3.1 first 13 outings).
- ▶ Set OU career highs with 20 points, 10 rebounds and 5 steals Monday at Oklahoma State.
- ▶ Shooting .933 (14-for-15) from free throw line in Big 12 play.
- ▶ Shot .250 from 3-point range last year (14-for-56) but is 11-for-27 this year (.407).
- ▶ Played in 30 of team's 32 games last year and made 25 starts (including last 22 contests).
- ▶ Averaged 7.5 points and team-high 4.7 assists in 27.6 minutes a game.
- ▶ Assists average ranked third in Big 12.
- ▶ Transfer from New Orleans who averaged 9.2 points, 4.4 rebounds and 3.7 assists in 2009-10.
- ▶ Recorded triple-double at New Orleans (13 points, 10 rebounds and 11 assists).

15 TYLER NEAL (6-7, 227, SOPHOMORE, FORWARD)

- ▶ Has come off the bench to average 5.3 points and 3.2 boards in 17.0 minutes an outing.
- ▶ Shooting .366 (15-for-41) from 3-point range and .818 (18-for-22) from free throw line.
- ▶ Averaging just 0.8 points in 14.5 minutes over last four games (1-for-8 shooting from field).
- ▶ Recorded a career-high 18-point game vs. Arkansas Dec. 10 (career highs of 4 treys, 4 assists).
- ▶ Played in 26 of team's 32 games last year as a freshman and made six starts.
- ▶ Averaged 4.2 points and 2.3 rebounds in 12.5 minutes a game.
- ▶ Earned state-player-of-the-year honors from Gatorade, the Oklahoma Coaches Association and The Oklahoman as a high school senior at Putnam City West.

21 CAMERON CLARK (6-6, 198, SOPHOMORE, GUARD)

- ▶ Has started all 47 games of his college career.
- ▶ Averaging 5.9 points the last eight games after averaging 14.0 the previous five.
- ▶ Has scored in double figures once in last eight games.
- ▶ Held scoreless vs. Arkansas (Dec. 10) and at Cincinnati (Dec. 29).
- ▶ Ranked fourth on team in scoring (9.3 ppg) last year and third in rebounding (4.5 rpg).
- ▶ Ranked eighth in Big 12 (second among freshmen) with his 33.6 minutes per game.
- ▶ Scored in double figures 14 times and netted at least 25 points twice.
- ▶ Averaged 13.1 points in wins and 6.3 points in losses.
- ▶ Played at least 40 minutes on seven occasions.
- ▶ Ranked No. 32 as a high school senior by ESPN, No. 34 by Rivals.com and No. 39 by Scout.com.

24 ROMERO OSBY (6-8, 232, JUNIOR, FORWARD)

- ▶ Averaging 10.9 points and team-high 8.5 rebounds in 28.3 minutes a game.
- ▶ Tied a career high with 18 points Monday at Oklahoma State (added 10 rebounds).
- ▶ Ranks third in Big 12 in rebounding and first in offensive rebounding (3.2 per game).
- ▶ Ranks second in Big 12 with five double-doubles.
- ▶ Has grabbed 10+ rebounds in seven of 15 outings (at least 6 boards in all but three games).
- ▶ His 18 rebounds vs. S.C. State Dec. 21 tied as most by a Sooner in three seasons.
- ▶ Had 17 points, 10 boards and 4 assists (all career highs at the time) in opener vs. Idaho State.
- ▶ Sat out last season after transferring from Mississippi State University.
- ▶ Averaged 4.2 points and 2.6 rebounds in 12.8 minutes a game during his two seasons at MSU.
- ▶ Played in 35 of 36 games as a sophomore (three starts) and averaged 4.3 points and 2.6 boards.
- ▶ Rated No. 57 nationally by Rivals.com and No. 70 by Scout.com out of high school.

31 BARRY HONORÉ (6-7, 270, SENIOR, FORWARD)

- ▶ Averaging 0.9 points, 1.1 rebounds and 0.5 blocks in 5.3 minutes a game.
- ▶ Recorded OU career highs of 4 points, 4 boards and 2 assists Dec. 31 vs. Northwestern State.
- ▶ A walk-on who transferred from Southern University and is one of three seniors on the team.
- ▶ Averaged 1.2 points and 1.0 rebound in 5.7 minutes a game last year (shot .632 from field).
- ▶ Named 2008 Southwestern Athletic Conference Freshman of the Year after averaging 8.8 points and 5.1 rebounds a game at Southern.
- ▶ Started 54 of his 60 games during his two-year career at Southern.

32 CASEY ARENT (6-10, 227, JUNIOR, CENTER)

- ▶ Averaging 1.7 points and 2.6 boards in 8.3 minutes per outing (has played in 13 games).
- ▶ Has 16 offensive rebounds and 18 defensive boards.
- ▶ Scored 4 points and tied a career high with 9 rebounds Dec. 21 vs. S.C. State (10 minutes).
- ▶ Rated as the nation's 22nd-best juco player last year by JucoRecruiting.com.
- ▶ Earned first-team All-Big 8 and first-team all-state honors as a sophomore last year at Sierra College in Rocklin, Calif.
- ▶ Averaged 19.1 points and 11.4 rebounds per game last season (17 double-doubles).

SEASON STATISTICS

#	Player	gp-gs	min	avg	Total		3-Point		F-Throw		Rebounds				pf	dq	a	to	blk	stl	pts	avg
					fg-fga	fg%	3fg-fga	3fg%	ft-fa	ft%	off	def	tot	avg								
02	Pledger, Steven	14-14	442	31.6	81-164	.494	37-82	.451	42-48	.875	22	33	55	3.9	33	1	23	24	3	16	241	17.2
11	Newell, Calvin	5-0	98	19.6	25-51	.490	10-26	.385	5-7	.714	3	5	8	1.6	4	0	4	4	0	3	65	13.0
04	Fitzgerald, Andrew	15-15	381	25.4	78-166	.470	0-0	.000	32-46	.696	40	46	86	5.7	43	0	5	15	9	9	188	12.5
24	Osby, Romero	15-15	425	28.3	64-138	.464	3-8	.375	32-48	.667	48	79	127	8.5	26	1	13	20	14	9	163	10.9
21	Clark, Cameron	15-15	369	24.6	47-124	.379	5-13	.385	24-34	.706	13	44	57	3.8	29	0	26	22	8	8	123	8.2
01	Grooms, Sam	15-15	431	28.7	31-90	.344	6-26	.231	29-44	.659	9	38	47	3.1	25	0	77	32	0	14	97	6.5
15	Neal, Tyler	15-0	255	17.0	23-60	.383	15-41	.366	18-22	.818	14	34	48	3.2	30	1	11	18	2	11	79	5.3
14	Blair, Carl	15-1	234	15.6	17-47	.362	11-27	.407	26-33	.788	8	23	31	2.1	24	0	39	34	1	19	71	4.7
05	Washington, C.J.	14-0	140	10.0	15-31	.484	0-0	.000	3-6	.500	18	30	48	3.4	11	0	5	4	7	3	33	2.4
32	Arent, Casey	13-0	108	8.3	9-26	.346	0-0	.000	4-4	1.000	16	18	34	2.6	19	0	1	12	2	4	22	1.7
31	Honore, Barry	15-0	79	5.3	5-11	.455	0-0	.000	4-7	.571	12	4	16	1.1	6	0	2	5	8	0	14	0.9
13	Fraschilla, James	7-0	9	1.3	1-2	.500	0-0	.000	0-0	.000	1	0	1	0.1	2	0	0	0	0	0	2	0.3
03	Franklin, T.J.	10-0	29	2.9	1-8	.125	0-2	.000	0-0	.000	1	3	4	0.4	3	0	2	4	0	2	2	0.2
Team											32	19	51					1				
Total.....		15	3000		397-918	.432	87-225	.387	219-299	.732	237	376	613	40.9	255	3	208	195	54	98	1100	73.3
Opponents.....		15	3000		356-861	.413	105-332	.316	184-262	.702	173	324	497	33.1	282	8	211	213	41	91	1001	66.7

TEAM STATISTICS	OU	OPP	Date	Opponent	Score	Att.
SCORING	1100	1001	11/11/11	IDAHO STATE	w 78-74	7622
Points per game	73.3	66.7	11/18/11	COPPIN STATE	w 92-65	7460
Scoring margin	+6.6	-	# 11/24/11	vs Washington State	w 74-59	1457
FIELD GOALS-ATT	397-918	356-861	# 11/25/11	vs Santa Clara	w 85-73	1777
Field goal pct	.432	.413	# 11/27/11	vs Saint Louis	L 63-83	2637
3 POINT FG-ATT	87-225	105-332	12/02/11	SACRAMENTO STATE	w 82-53	7460
3-point FG pct	.387	.316	12/08/11	ORAL ROBERTS	w 73-59	7699
3-pt FG made per game	5.8	7.0	12/10/11	ARKANSAS	w 78-63	9077
FREE THROWS-ATT	219-299	184-262	\$ 12/17/11	vs Houston	w 79-74	5303
Free throw pct	.732	.702	12/21/11	SOUTH CAROLINA STATE	w 83-48	8136
F-Throws made per game	14.6	12.3	% 12/29/11	vs Cincinnati	L 55-56	4439
REBOUNDS	613	497	12/31/11	NORTHWESTERN STATE	w 83-63	8532
Rebounds per game	40.9	33.1	* 01/03/12	at Missouri	L 49-87	15061
Rebounding margin	+7.7	-	* 01/07/12	KANSAS	L 61-72	11268
ASSISTS	208	211	* 01/09/12	at Oklahoma State	L 65-72	9478
Assists per game	13.9	14.1				
TURNOVERS	195	213				
Turnovers per game	13.0	14.2				
Turnover margin	+1.2	-				
Assist/turnover ratio	1.1	1.0				
STEALS	98	91				
Steals per game	6.5	6.1				
BLOCKS	54	41				
Blocks per game	3.6	2.7				
ATTENDANCE	67254	40152				
Home games-Avg/Game	8-8407	2-12270				
Neutral site-Avg/Game	-	5-3123				

76 Classic (Anaheim, Calif.)

\$ All-College Classic (Oklahoma City, Okla.)

% at U.S. Bank Arena (Cincinnati, Ohio)

* = Conference game

Score by Periods	1st	2nd	Totals
Oklahoma	523	577	1100
Opponents	449	552	1001

BIG 12 GAMES ONLY

##	Player	gp-gs	min	avg	Total		3-Point		F-Throw		Rebounds				pf	dq	a	to	blk	stl	pts	avg
					fg-fga	fg%	3fg-fga	3fg%	ft-fa	ft%	off	def	tot	avg								
04	Fitzgerald, Andrew	3-3	83	27.7	17-41	.415	0-0	.000	7-10	.700	10	12	22	7.3	10	0	1	4	0	1	41	13.7
02	Pledger, Steven	3-3	105	35.0	10-35	.286	6-18	.333	8-8	1.000	3	8	11	3.7	11	1	1	4	1	3	34	11.3
24	Osby, Romero	3-3	99	33.0	14-32	.438	1-2	.500	4-9	.444	10	12	22	7.3	6	0	2	7	2	2	33	11.0
14	Blair, Carl	3-0	53	17.7	8-20	.400	3-9	.333	14-15	.933	3	7	10	3.3	4	0	5	6	0	7	33	11.0
21	Clark, Cameron	3-3	72	24.0	6-18	.333	0-0	.000	9-9	1.000	2	11	13	4.3	5	0	7	2	0	1	21	7.0
01	Grooms, Sam	3-3	85	28.3	5-17	.294	0-4	.000	0-2	.000	2	3	5	1.7	5	0	12	6	0	2	10	3.3
05	Washington, C.J.	3-0	27	9.0	1-4	.250	0-0	.000	0-2	.000	2	2	4	1.3	3	0	0	1	1	0	2	0.7
15	Neal, Tyler	3-0	44	14.7	0-7	.000	0-4	.000	1-2	.500	5	2	7	2.3	5	0	1	4	1	3	1	0.3
31	Honore, Barry	3-0	15	5.0	0-1	.000	0-0	.000	0-1	.000	2	0	2	0.7	1	0	0	1	1	0	0	0.0
32	Arent, Casey	3-0	10	3.3	0-2	.000	0-0	.000	0-0	.000	1	2	3	1.0	1	0	0	0	0	0	0	0.0
03	Franklin, T.J.	2-0	4	2.0	0-1	.000	0-0	.000	0-0	.000	0	1	1	0.5	0	0	0	0	0	0	0	0.0
13	Fraschilla, James	2-0	3	1.5	0-0	.000	0-0	.000	0-0	.000	0	0	0	0.0	0	0	0	0	0	0	0	0.0
Team											4	3	7									
Total.....		3	600		61-178	.343	10-37	.270	43-58	.741	44	63	107	35.7	51	1	29	35	6	19	175	58.3
Opponents.....		3	600		83-169	.491	21-60	.350	44-58	.759	34	82	116	38.7	54	0	47	35	11	20	231	77.0

TEAM STATISTICS	OU	OPP
SCORING	175	231
Points per game	58.3	77.0
Scoring margin	-18.7	-
FIELD GOALS-ATT	61-178	83-169
Field goal pct	.343	.491
3 POINT FG-ATT	10-37	21-60
3-point FG pct	.270	.350
3-pt FG made per game	3.3	7.0
FREE THROWS-ATT	43-58	44-58
Free throw pct	.741	.759
F-Throws made per game	14.3	14.7
REBOUNDS	107	116
Rebounds per game	35.7	38.7
Rebounding margin	-3.0	-
ASSISTS	29	47
Assists per game	9.7	15.7
TURNOVERS	35	35
Turnovers per game	11.7	11.7
Turnover margin	+0.0	-
Assist/turnover ratio	0.8	1.3
STEALS	19	20
Steals per game	6.3	6.7
BLOCKS	6	11
Blocks per game	2.0	3.7
ATTENDANCE	11268	24539
Home games-Avg/Game	1-11268	2-12270
Neutral site-Avg/Game	-	0-0

Date	Opponent		Score	Att.
* 01/03/12	at Missouri	L	49-87	15061
* 01/07/12	KANSAS	L	61-72	11268
* 01/09/12	at Oklahoma State	L	65-72	9478

Score by Periods	1st	2nd	Totals
Oklahoma	81	94	175
Opponents	111	120	231

SEASON RESULTS

Date	Opponent	Score	W/L	Attend.	Points Leader	Rebounds Leader	Assists Leader
11/11	Idaho State	78-74	W	7,622	Newell 19	Osby 10	Grooms 8
11/18	Coppin State	92-65	W	7,460	Pledger 20	Osby 10	Blair, Clark 4
11/24	vs. Washington State #	74-59	W	1,457	Newell 18	Fitzgerald 7	Grooms 10
11/25	vs. Santa Clara #	85-73	W	1,777	Pledger 26	Fitzgerald 13	Grooms 6
11/27	vs. Saint Louis #	63-83	L	2,637	Clark, Osby 14	Clark, Osby 6	Pledger 2
12/2	Sacramento State	82-53	W	7,460	Clark 18	Blair 5	Pledger 5
12/8	Oral Roberts	73-59	W	7,699	Pledger 17	Clark 8	Grooms 5
12/10	Arkansas	78-36	W	9,077	Pledger 22	Fitzgerald 8	Neal 4
12/17	vs. Houston \$	79-74	W	5,303	Pledger 31	Osby, Pledger 10	Grooms 8
12/21	South Carolina State	83-48	W	8,136	Pledger 22	Osby 18	Grooms 6
12/29	at Cincinnati %	55-56	L	4,439	Fitzgerald 18	Osby 12	Grooms 9
12/31	Northwestern State	83-63	W	8,532	Osby, Pledger 18	Clark 9	Blair 6
1/3	at Missouri (7)	49-87	L	15,061	Fitzgerald 18	Fitzgerald 6	Grooms 7
1/7	Kansas (14)	61-72	L	11,268	Pledger 14	Osby 9	Grooms 5
1/9	at Oklahoma State	65-72	L	9,478	Blair 20	Blair, Osby 10	Clark 3
1/14	Kansas State (18)						
1/17	Texas Tech						
1/21	at Texas A&M						
1/24	Baylor						
1/28	at Kansas State						
2/1	at Kansas						
2/4	Iowa State						
2/6	Missouri						
2/11	at Texas Tech						
2/14	Texas						
2/18	at Iowa State						
2/22	Oklahoma State						
2/25	at Baylor						
2/29	at Texas						
3/3	Texas A&M						

Associated Press rankings in parentheses

76 Classic (Anaheim, Calif.)

\$ All-College Classic (Oklahoma City, Okla.)

% at U.S. Bank Arena

Record Summary	Overall	Home	Away	Neutral
All Games	10-5	7-1	0-3	3-1
Big 12 Games	0-3	0-1	0-2	0-0
Non-Conference Games	10-2	7-0	0-1	3-1

POINTS-REBOUNDS-ASSISTS

Date	Opponent	1 GROOMS	2 PLEDGER	3 FRANKLIN	4 FTZGERLD	5 WASHGTON	11 NEWELL	13 FRASCH.	14 BLAIR	15 NEAL	21 CLARK	24 OSBY	31 HONORÉ	32 ARENT
11/11	Idaho State	<u>11-6-8</u>	DNP	0-0-0	<u>7-1-0</u>	DNP	19-2-0	DNP	<u>12-6-5</u>	4-7-1	<u>2-3-0</u>	<u>17-10-4</u>	2-0-0	4-1-0
11/18	Coppin State	<u>4-4-1</u>	<u>20-2-3</u>	0-0-0	<u>10-8-0</u>	6-8-3	14-2-1	0-0-0	6-0-4	9-3-1	<u>4-4-4</u>	<u>11-10-0</u>	2-3-0	6-9-1
11/24	vs. Washington State #	<u>9-1-10</u>	<u>14-2-0</u>	0-0-1	<u>9-7-0</u>	0-2-0	18-1-3	DNP	0-0-0	2-3-0	<u>11-2-1</u>	<u>9-6-0</u>	0-0-0	2-3-0
11/25	vs. Santa Clara #	<u>12-5-6</u>	<u>26-7-0</u>	DNP	<u>12-13-0</u>	0-4-0	8-2-0	DNP	2-0-2	3-2-0	<u>11-2-1</u>	<u>9-10-1</u>	0-0-0	2-2-0
11/27	vs. Saint Louis #	<u>0-2-1</u>	<u>11-3-2</u>	DNP	<u>4-2-0</u>	2-2-0	6-1-0	DNP	3-1-1	7-1-0	<u>14-6-1</u>	<u>14-6-0</u>	0-0-0	2-1-0
12/2	Sacramento State	<u>9-4-4</u>	<u>15-1-5</u>	2-0-1	<u>13-4-1</u>	2-1-1	**	DNP	5-5-3	8-3-1	<u>18-3-3</u>	<u>8-4-3</u>	2-1-0	0-3-0
12/8	Oral Roberts	<u>2-4-5</u>	<u>17-3-3</u>	0-0-0	<u>16-3-0</u>	8-6-1	**	0-0-0	2-0-3	5-3-1	<u>16-8-2</u>	<u>7-7-0</u>	0-0-0	0-2-0
12/10	Arkansas	<u>6-3-3</u>	<u>22-3-2</u>	0-1-0	<u>17-8-0</u>	0-2-0	**	0-0-0	3-2-2	18-5-4	<u>0-1-3</u>	<u>10-7-2</u>	2-3-0	0-0-0
12/17	vs. Houston \$	<u>10-2-8</u>	<u>31-10-0</u>	DNP	<u>10-6-2</u>	0-0-0	**	DNP	0-2-2	9-6-1	<u>14-2-0</u>	<u>5-10-0</u>	0-0-0	DNP
12/21	South Carolina State	<u>7-3-6</u>	<u>22-5-1</u>	0-1-1	<u>17-2-0</u>	5-12-0	**	2-1-0	3-2-5	3-2-1	<u>8-2-1</u>	<u>10-18-1</u>	2-2-0	4-9-0
12/29	at Cincinnati %	<u>6-5-9</u>	<u>11-6-1</u>	DNP	<u>18-9-1</u>	0-2-0	**	DNP	0-1-1	8-5-0	<u>0-2-3</u>	<u>12-12-0</u>	0-1-0	DNP
12/31	Northwestern State	<u>11-3-4</u>	<u>18-2-5</u>	0-0-0	<u>14-1-0</u>	8-5-0	**	0-0-0	2-2-6	2-1-0	<u>4-9-0</u>	<u>18-5-0</u>	4-4-2	2-1-0
1/3	at Missouri (7)	<u>4-1-7</u>	<u>11-4-0</u>	0-1-0	<u>18-6-0</u>	0-2-0	**	0-0-0	2-0-0	0-0-1	<u>8-1-3</u>	<u>6-3-1</u>	0-0-0	0-2-0
1/7	Kansas (14)	<u>4-2-5</u>	<u>14-4-0</u>	0-0-0	<u>11-7-1</u>	2-2-0	**	0-0-0	11-0-3	1-0-0	<u>9-5-1</u>	<u>9-9-0</u>	0-2-0	0-0-0
1/9	at Oklahoma State	<u>2-2-0</u>	<u>9-3-1</u>	DNP	<u>12-9-0</u>	0-0-0	**	DNP	20-10-2	0-7-0	<u>4-7-3</u>	<u>18-10-1</u>	0-0-0	0-1-0
1/14	Kansas State (18)													
1/17	Texas Tech													
1/21	at Texas A&M													
1/24	Baylor													
1/28	at Kansas State													
2/1	at Kansas													
2/4	Iowa State													
2/6	Missouri													
2/11	at Texas Tech													
2/14	Texas													
2/18	at Iowa State													
2/22	Oklahoma State													
2/25	at Baylor													
2/29	at Texas													
3/3	Texas A&M													

Associated Press rankings in parentheses

76 Classic (Anaheim, Calif.)

\$ All-College Classic (Oklahoma City, Okla.)

% at U.S. Bank Arena

** Left team

MISCELLANEOUS STATS

Dunks

Romero Osby.....	23
Cameron Clark.....	9
Andrew Fitzgerald.....	3
Tyler Neal.....	2
Steven Pledger.....	2
Casey Arent.....	1
Calvin Newell.....	1
C.J. Washington.....	1

Charges Taken

Andrew Fitzgerald.....	5
Romero Osby.....	5
Steven Pledger.....	3
Casey Arent.....	2
Tyler Neal.....	2
Carl Blair.....	1
Cameron Clark.....	1
T.J. Franklin.....	1
Sam Grooms.....	1
C.J. Washington.....	1

GAME-BY-GAME TEAM STATS

	FG-A	Pct.	3FG-A	Pct.	FT-A	Pct.	O/D/T	PF	A	TO	B	S	1	2	TP
Idaho State at Oklahoma	28-60 23-63	.467 .365	7-24 8-23	.292 .348	11-17 24-33	.647 .727	12/25/37 18/23/41	30 20	22 18	20 15	0 6	7 8	34 31	40 47	74 78
Coppin State at Oklahoma	20-55 36-79	.364 .456	9-33 10-24	.273 .417	16-27 10-13	.593 .769	10/17/27 28/33/61	14 21	13 18	15 15	2 5	8 5	23 42	42 50	65 92
Oklahoma # vs. Washington State #	27-60 22-52	.450 .423	9-20 7-17	.450 .412	11-18 8-11	.611 .727	13/19/32 13/22/35	14 18	14 12	11 22	3 3	7 5	38 40	36 19	74 59
Santa Clara # vs. Oklahoma #	24-68 28-60	.353 .467	14-33 5-16	.424 .313	11-13 24-32	.846 .750	12/21/33 15/34/49	24 18	17 10	9 11	2 4	4 1	19 42	54 43	73 85
Saint Louis # vs. Oklahoma #	29-48 25-60	.604 .417	9-17 3-10	.529 .300	16-20 10-15	.800 .667	5/24/29 15/16/31	17 22	19 5	11 12	1 1	1 5	39 30	44 33	83 63
Sacramento State at Oklahoma	19-43 31-54	.442 .574	6-11 11-20	.545 .550	9-14 9-12	.643 .750	7/16/23 9/20/29	14 11	13 22	22 12	1 6	7 16	25 45	28 37	53 82
Oral Roberts at Oklahoma	22-60 27-54	.367 .500	1-15 3-7	.067 .429	14-19 16-20	.737 .800	16/15/31 14/24/38	18 19	11 15	12 15	3 3	9 7	24 34	35 39	59 73
Arkansas at Oklahoma	20-58 26-50	.345 .520	7-27 8-16	.259 .500	16-20 18-23	.800 .783	12/14/26 11/27/38	20 16	11 16	13 17	5 4	7 6	15 37	38 41	63 78
Houston \$ vs. Oklahoma \$	30-68 27-64	.441 .422	9-25 6-10	.360 .600	5-7 19-24	.714 .792	18/19/37 19/21/40	21 12	14 13	13 9	2 2	2 7	37 40	37 39	74 79
South Carolina State at Oklahoma	20-59 32-81	.339 .395	2-16 6-21	.125 .286	6-17 13-20	.353 .650	8/28/36 26/37/63	18 16	10 16	15 8	5 5	6 8	39 24	44 24	83 48
Oklahoma % at Cincinnati %	23-60 17-61	.383 .279	5-16 7-30	.313 .233	4-9 15-20	.444 .750	14/32/46 13/24/37	17 15	15 11	17 8	2 3	4 8	24 19	31 37	55 56
Northwestern State at Oklahoma	22-60 31-55	.367 .564	6-24 3-5	.250 .600	13-19 18-22	.684 .818	13/17/30 11/27/38	19 18	11 17	18 18	3 7	7 5	29 40	34 43	63 83
Oklahoma at Missouri (7)	18-54 32-54	.333 .593	3-11 12-21	.273 .571	10-10 11-14	1.000 .786	7/16/23 9/29/38	15 13	12 17	8 9	2 5	3 4	25 43	24 44	49 87
Kansas (14) at Oklahoma	29-58 19-50	.500 .380	4-19 3-9	.211 .333	10-14 20-28	.714 .714	13/21/34 15/19/34	23 13	17 10	13 17	4 3	14 7	33 34	39 27	72 61
Oklahoma at Oklahoma State	24-74 22-57	.324 .386	4-17 5-20	.235 .250	13-20 23-30	.650 .767	22/28/50 12/32/44	23 18	7 13	10 13	1 2	9 2	22 35	43 37	65 72
Kansas State (18) at Oklahoma															
Texas Tech at Oklahoma															
Oklahoma at Texas A&M															
Baylor at Oklahoma															
Oklahoma at Kansas State															
Oklahoma at Kansas															
Iowa State at Oklahoma															
Missouri at Oklahoma															
Oklahoma at Texas Tech															
Texas at Oklahoma															
Oklahoma at Iowa State															
Oklahoma State at Oklahoma															
Oklahoma at Baylor															
Oklahoma at Texas															
Texas A&M at Oklahoma															

Associated Press rankings in parentheses

76 Classic (Anaheim, Calif.)

\$ All-College Classic (Oklahoma City, Okla.)

% at U.S. Bank Arena

INDIVIDUAL HIGHS

OKLAHOMA HIGHS

Points	31, Steven Pledger vs. Houston (12/17)
Field Goals	10, Steven Pledger vs. Houston (12/17) 10, Steven Pledger vs. Santa Clara (11/25)
Field Goal Attempts	17, Romero Osby vs. Oklahoma State (1/9) 17, Andrew Fitzgerald vs. Oral Roberts (12/8)
Field Goal Pct. (min. 7 made)	.769 (10-for-13), Steven Pledger vs. Housotn (12/17)
3-Point Field Goals	4, Steven Pledger vs. Houston (12/17) 4, Tyler Neal vs. Arkansas (12/10) 4, Steven Pledger vs. Santa Clara (11/25) 4, Calvin Newell vs. Washington State (11/24) 4, Calvin Newell vs. Idaho State (11/11)
3-Point Field Goal Attempts	11, Calvin Newell vs. Idaho State (11/11)
3-Point Field Goal Pct. (min. 4 made)	.800 (4-for-5), Steven Pledger vs. Houston (12/17)
Free Throws	8, Sam Grooms vs. Santa Clara (11/25)
Free Throw Attempts	12, Sam Grooms vs. Santa Clara (11/25)
Free Throw Pct.	1.000 (7-for-7), Steven Pledger vs. Houston (12/17)
Rebounds	18, Romero Osby vs. South Carolina State (12/21)
Assists	10, Sam Grooms vs. Washington State (11/24)
Turnovers	6, Steven Pledger vs. Cincinnati (12/29)
Blocked Shots	3, C.J. Washington vs. Northwestern State (12/31) 3, Cameron Clark vs. Sacramento State (12/2)
Steals	5, Carl Blair vs. Oklahoma State (1/9)

OPPONENT HIGHS

Points	28, Travis Releford, Kansas (1/7)
Field Goals	9, Travis Releford, Kansas (1/7) 9, BJ Young, Arkansas (12/10) 9, Brian Conklin, Saint Louis (11/27)
Field Goal Attempts	19, Kevin Foster, Santa Clara (11/25)
Field Goal Pct. (min. 7 made)	.818 (9-for-11), Brian Conklin, Saint Louis (11/27)
3-Point Field Goals	7, Evan Rocquemoire, Santa Clara (11/25)
3-Point Field Goal Attempts	11, Sean Kilpatrick, Cincinnati (12/29) 11, Evan Rocquemoire, Santa Clara (11/25)
3-Point Field Goal Pct. (min. 4 made)	.800 (4-for-5), Cody Ellis, Saint Louis (11/27)
Free Throws	9, Brian Williams, Oklahoma State (1/9)
Free Throw Attempts	11, Brian Williams, Oklahoma State (1/9)
Free Throw Pct.	1.000 (7-for-7), Brian Conklin, Saint Louis (11/27)
Rebounds	10, Michael Cobbins, Oklahoma State (1/9) 10, Sean Kilpatrick, Cincinnati (12/29)
Assists	10, Evan Rocquemoire, Santa Clara (11/25)
Turnovers	7, Dylan Garrity, Sacramento State (12/2)
Blocked Shots	4, Omar Sanders, South Carolina State (12/21) 4, Hunter Mickelson, Arkansas (12/10)
Steals	3, seven players

OKLAHOMA'S TOP INDIVIDUAL PERFORMANCES

POINTS

31.....	Steven Pledger vs. Houston (12/17)
26.....	Steven Pledger vs. Santa Clara (11/25)
22.....	Steven Pledger vs. South Carolina State (12/21)
22.....	Steven Pledger vs. Arkansas (12/10)
20.....	Carl Blair vs. Oklahoma State (1/9)
20.....	Steven Pledger vs. Coppin State (11/18)
19.....	Calvin Newell vs. Idaho State (11/11)
18.....	Romero Osby vs. Oklahoma State (1/9)
18.....	Andrew Fitzgerald vs. Missouri (1/3)
18.....	Romero Osby vs. Northwestern State (12/31)
18.....	Steven Pledger vs. Northwestern State (12/31)
18.....	Andrew Fitzgerald vs. Cincinnati (12/29)
18.....	Tyler Neal vs. Arkansas (12/10)
18.....	Cameron Clark vs. Sacramento State (12/2)
18.....	Calvin Newell vs. Washington State (11/24)

REBOUNDS

18.....	Romero Osby vs. South Carolina State (12/21)
13.....	Andrew Fitzgerald vs. Santa Clara (11/25)
12.....	Romero Osby vs. Cincinnati (12/29)
12.....	C.J. Washington vs. South Carolina State (12/21)
10.....	Carl Blair vs. Oklahoma State (1/9)
10.....	Romero Osby vs. Oklahoma State (1/9)
10.....	Romero Osby vs. Houston (12/17)
10.....	Steven Pledger vs. Houston (12/17)
10.....	Romero Osby vs. Santa Clara (11/25)
10.....	Romero Osby vs. Coppin State (11/18)
10.....	Romero Osby vs. Idaho State (11/11)

ASSISTS

10.....	Sam Grooms vs. Washington State (11/24)
9.....	Sam Grooms vs. Cincinnati (12/29)
8.....	Sam Grooms vs. Houston (12/17)
8.....	Sam Grooms vs. Idaho State (11/11)
7.....	Sam Grooms vs. Missouri (1/3)

BLOCKED SHOTS

3.....	C.J. Washington vs. Northwestern State (12/31)
3.....	Cameron Clark vs. Sacramento State (12/2)

STEALS

5.....	Carl Blair vs. Oklahoma State (1/9)
3.....	six times

3-POINT FIELD GOALS

4.....	Steven Pledger vs. South Carolina State (12/21)
4.....	Steven Pledger vs. Houston (12/17)
4.....	Tyler Neal vs. Arkansas (12/10)
4.....	Steven Pledger vs. Santa Clara (11/25)
4.....	Calvin Newell vs. Washington State (11/24)
4.....	Calvin Newell vs. Idaho State (11/11)

01/09/12 6 p.m. CT at Stillwater, Okla. (Gallagher-Iba Arena)

LAST YEAR vs. KANSAS STATE

Official Basketball Box Score -- Game Totals -- Final Statistics

Oklahoma vs Kansas State

02/19/11 3 p.m. CT at Manhattan, Kan. (Bramlage Coliseum)

Oklahoma 62 • 12-14 (4-8)

#	Player		Total	3-Ptr	Rebounds									Min	
			FG-FGA	FG-FGA	FT-FTA	Off	Def	Tot	PF	TP	A	TO	Blk		Stl
04	Fitzgerald, Andrew	f	2-8	0-0	6-7	2	3	5	4	10	0	2	0	1	31
02	Pledger, Steven	g	2-10	0-5	0-0	1	3	4	2	4	3	0	0	0	38
14	Blair, Carl	g	4-8	2-4	0-0	1	3	4	2	10	4	6	0	2	32
21	Clark, Cameron	g	3-8	0-2	0-1	1	1	2	1	6	0	1	1	0	40-
34	Davis, Cade	g	8-9	4-5	1-1	0	7	7	4	21	2	3	0	0	30
03	Franklin, T.J.		0-0	0-0	0-0	0	0	0	0	0	0	0	0	0	1
05	Washington, C.J.		0-0	0-0	2-2	1	1	2	0	2	0	1	1	1	11
11	Newell, Calvin		1-3	0-1	0-0	0	0	0	5	2	0	2	0	0	9
15	Neal, Tyler		1-1	1-1	4-4	0	0	0	2	7	0	0	0	0	8
Team						0	1	1							
Totals			21-47	7-18	13-15	6	19	25	20	62	9	15	2	4	200

FG % 1st Half: 11-24 45.8% 2nd half: 10-23 43.5% Game: 21-47 44.7%
 3FG % 1st Half: 2-5 40.0% 2nd half: 5-13 38.5% Game: 7-18 38.9%
 FT % 1st Half: 0-1 0.0% 2nd half: 13-14 92.9% Game: 13-15 86.7%

Deadball
Rebounds
0

Kansas State 77 • 18-9 (6-6)

#	Player		Total	3-Ptr	Rebounds					PF	TP	A	TO	Blk	Stl	Min
			FG-FGA	FG-FGA	FT-FTA	Off	Def	Tot								
24	Kelly, Curtis	f	4-7	0-0	1-1	0	5	5	3	9	1	3	1	0	27	
32	Samuels, Jamar	f	2-6	0-1	2-2	2	2	4	5	6	1	0	0	2	27	
00	Pullen, Jacob	g	8-18	3-6	8-8	1	1	2	2	27	3	4	0	5	37	
01	Southwell, Shane	g	1-2	0-0	0-0	0	6	6	3	2	5	2	0	2	27	
22	McGruder, Rodney	g	6-10	5-7	3-4	1	3	4	1	20	1	2	0	1	36	
02	Peterson, Devon		0-0	0-0	0-0	0	0	0	1	0	0	0	0	0	1	
03	Irving, Martavious		1-2	0-0	0-0	1	1	2	0	2	1	0	0	0	8	
04	Myles, Juevol		0-0	0-0	0-0	0	0	0	0	0	0	0	0	0	1	
12	Russell, Nick		0-0	0-0	2-2	0	1	1	0	2	0	0	0	0	1	
21	Henriquez-Roberts,J		0-1	0-0	0-0	2	0	2	2	0	0	0	1	0	10	
31	Potuzak, Alex		0-0	0-0	0-0	0	0	0	0	0	0	0	0	0	1	
55	Spradling, Will		2-7	2-5	3-4	1	2	3	1	9	3	0	0	2	24	
	Team					1	1	2				1				
	Totals		24-53	10-19	19-21	9	22	31	18	77	15	12	2	12	200	

FG % 1st Half: 15-31 48.4% 2nd half: 9-22 40.9% Game: 24-53 45.3%
 3FG % 1st Half: 5-11 45.5% 2nd half: 5-8 62.5% Game: 10-19 52.6%
 FT % 1st Half: 4-5 80.0% 2nd half: 15-16 93.8% Game: 19-21 90.5%

Deadball
Rebounds
3

Officials: Doug Sirmons, Kevin Mathis, Rodrick Dixon

Technical fouls: Oklahoma-Blair, Carl. Kansas State-None.

Attendance: 12528

Score by periods	1st	2nd	Total
Oklahoma	24	38	62
Kansas State	39	38	77

Points	In Paint	Off T/O	2nd Chance	Fast Break	Bench
OU	16	12	9	6	11
KS	20	21	10	16	13

Last FG - OU 2nd-00:58, KS 2nd-02:27.

Largest lead - OU by 2 1st-12:15, KS by 19 2nd-04:20.

Score tied - 2 times.

Lead changed - 2 times.



1 SAM GROOMS

6-1, 203, JUNIOR, GUARD
GREENSBORO, N.C.
(CHIPOLA JUNIOR COLLEGE [FLA.])

PTS	REB	AST	MIN
6.5	3.1	5.1	28.7

GROOMS GAME BY GAME IN 2011-12

Date	Opponent	MIN	FG	3FG	FT	O-D-T	PF	A	TO	B	S	TP
N11	Idaho State	*37	2-10	0-2	7-8	3-3-6	3	8	2	0	2	11
N18	Coppin State	*23	1-6	0-3	2-4	2-2-4	2	1	3	0	0	4
N24	vs. Washington State	*33	3-6	1-1	2-4	1-0-1	2	10	1	0	1	9
N25	vs. Santa Clara	*27	2-6	0-3	8-12	0-5-5	1	6	1	0	0	12
N27	vs. Saint Louis	*24	0-1	0-0	0-0	0-2-2	4	1	2	0	0	0
D2	Sacramento State	*28	3-5	2-2	1-2	0-4-4	0	4	1	0	3	9
D8	Oral Roberts	*29	0-3	0-1	2-2	0-4-4	2	5	4	0	2	2
D10	Arkansas	*34	2-5	1-2	1-2	0-3-3	0	3	3	0	1	6
D17	vs. Houston	*38	3-8	1-1	3-4	0-2-2	0	8	0	0	0	10
D21	South Carolina State	*18	2-6	1-5	2-2	0-3-3	3	6	1	0	1	7
D29	at Cincinnati	*32	3-10	0-2	0-1	1-4-5	2	9	5	0	1	6
D31	Northwestern State	*23	5-7	0-0	1-1	0-3-3	1	4	3	0	1	11
J3	at Missouri (7)	*29	2-6	0-2	0-0	0-1-1	3	7	2	0	1	4
J7	Kansas (14)	*32	2-4	0-0	0-2	1-1-2	1	5	1	0	1	4
J9	at Oklahoma State	*24	1-7	0-2	0-0	1-1-2	1	0	3	0	0	2
J14	Kansas State (18)											
J17	Texas Tech											
J21	at Texas A&M											
J24	Baylor											
J28	at Kansas State											
F1	at Kansas											
F4	Iowa State											
F6	Missouri											
F11	at Texas Tech											
F14	Texas											
F18	at Iowa State											
F22	Oklahoma State											
F25	at Baylor											
F29	at Texas											
M3	Texas A&M											

* Starter

GROOMS' CAREER HIGHS

Points	12 vs. Santa Clara (11/25/11)
Field Goals	3 (three times)
Field Goal Attempts	10 (twice)
3-Point Field Goals	2 vs. Sacramento State (12/2/11)
3-Point Field Goal Attempts	3 (twice)
Free Throws Made	8 vs. Santa Clara (11/25/11)
Free Throw Attempts	12 vs. Santa Clara (11/25/11)
Rebounds	6 vs. Idaho State (11/11/11)
Assists	10 vs. Washington State (11/24/11)
Blocked Shots	None
Steals	3 vs. Sacramento State (12/2/11)
Minutes Played	38 vs. Houston (12/17/11)



2 STEVEN PLEDGER

6-4, 222, JUNIOR, GUARD
CHESAPEAKE, VA.
(ATLANTIC SHORES CHRISTIAN SCHOOL)

PTS	REB	3FG%	MIN
17.2	3.9	.451	31.6

PLEDGER GAME BY GAME IN 2011-12

Date	Opponent	MIN	FG	3FG	FT	O-D-T	PF	A	TO	B	S	TP
N11	Idaho State											DNP
N18	Coppin State	*20	8-14	3-8	1-1	1-1-2	3	3	0	0	0	20
N24	vs. Washington State	*25	4-8	3-6	3-3	1-1-2	3	0	1	0	3	14
N25	vs. Santa Clara	*31	10-15	4-8	2-4	3-4-7	1	0	1	0	0	26
N27	vs. Saint Louis	*35	4-13	1-4	2-3	0-3-3	4	2	2	0	1	11
D2	Sacramento State	*21	4-5	3-3	4-4	1-0-1	3	5	0	0	3	15
D8	Oral Roberts	*31	6-11	0-2	5-5	1-2-3	1	3	2	0	2	17
D10	Arkansas	*36	9-12	3-5	1-3	2-1-3	2	2	5	0	2	22
D17	vs. Houston	*37	10-13	4-5	7-7	4-6-10	1	0	1	0	2	31
D21	South Carolina State	*30	6-15	4-10	6-6	2-3-5	1	1	0	1	0	22
D29	at Cincinnati	*38	4-12	3-8	0-0	3-3-6	3	1	6	0	0	11
D31	Northwestern State	*33	6-11	3-5	3-4	1-1-2	0	5	2	1	0	18
J3	at Missouri (7)	*34	3-10	3-6	2-2	2-2-4	2	0	1	1	1	11
J7	Kansas (14)	*34	4-12	2-7	4-4	1-3-4	4	0	3	0	2	14
J9	at Oklahoma State	*37	3-13	1-5	2-2	0-3-3	5	1	0	0	0	9
J14	Kansas State (18)											
J17	Texas Tech											
J21	at Texas A&M											
J24	Baylor											
J28	at Kansas State											
F1	at Kansas											
F4	Iowa State											
F6	Missouri											
F11	at Texas Tech											
F14	Texas											
F18	at Iowa State											
F22	Oklahoma State											
F25	at Baylor											
F29	at Texas											
M3	Texas A&M											

* Starter

PLEDGER'S CAREER HIGHS

Points	38 vs. Iowa State (1/29/11)
Field Goals	12 vs. Iowa State (1/29/11)
Field Goal Attempts	20 vs. Iowa State (1/29/11)
3-Point Field Goals	7 vs. Iowa State (1/29/11)
3-Point Field Goal Attempts	14 vs. Houston (11/26/09)
Free Throws Made	7 vs. Iowa State (1/29/11)
Free Throw Attempts	8 (twice)
Rebounds	10 vs. Houston (12/17/11)
Assists	6 (twice)
Blocked Shots	2 (twice)
Steals	3 (six times)
Minutes Played	44 vs. Iowa State (1/29/11)



3 T.J. FRANKLIN

5-11, 175, SENIOR, GUARD
FORT WORTH, TEXAS
(NORTH CROWLEY HS)

PTS	REB	AST	MIN
0.2	0.4	0.2	2.9

FRANKLIN GAME BY GAME IN 2011-12

Date	Opponent	MIN	FG	3FG	FT	O-D-T	PF	A	TO	B	S	TP
N11	Idaho State	+0	0-0	0-0	0-0	0-0-0	0	0	0	0	0	0
N18	Coppin State	7	0-0	0-0	0-0	0-0-0	2	0	1	0	1	0
N24	vs. Washington State	1	0-1	0-0	0-0	0-1-1	0	0	0	0	0	0
N25	vs. Santa Clara					DNP						
N27	vs. Saint Louis					DNP						
D2	Sacramento State	9	1-3	0-2	0-0	0-0-0	0	1	1	0	1	2
D8	Oral Roberts	0+	0-0	0-0	0-0	0-0-0	0	0	0	0	0	0
D10	Arkansas	1	0-0	0-0	0-0	0-1-1	0	0	0	0	0	0
D17	vs. Houston					DNP						
D21	South Carolina State	6	0-2	0-0	0-0	1-0-1	1	1	1	0	0	0
D29	at Cincinnati					DNP						
D31	Northwestern State	1	0-1	0-0	0-0	0-0-0	0	0	1	0	0	0
J3	at Missouri (7)	2	0-1	0-0	0-0	0-1-0	0	0	0	0	0	0
J7	Kansas (14)	2	0-0	0-0	0-0	0-0-0	0	0	0	0	0	0
J9	at Oklahoma State					DNP						
J14	Kansas State (18)											
J17	Texas Tech											
J21	at Texas A&M											
J24	Baylor											
J28	at Kansas State											
F1	at Kansas											
F4	Iowa State											
F6	Missouri											
F11	at Texas Tech											
F14	Texas											
F18	at Iowa State											
F22	Oklahoma State											
F25	at Baylor											
F29	at Texas											
M3	Texas A&M											

* Starter

FRANKLIN'S CAREER HIGHS

Points	3 vs. Texas Southern (11/18/10)
Field Goals	1 (twice)
Field Goal Attempts	3 vs. Sacramento State (12/2/11)
3-Point Field Goals	None
3-Point Field Goal Attempts	2 vs. Sacramento State (12/2/11)
Free Throws Made	2 vs. Mount St. Mary's (11/14/09)
Free Throw Attempts	4 (twice)
Rebounds	2 (twice)
Assists	2 (three times)
Blocked Shots	None
Steals	1 (twice)
Minutes Played	9 vs. Sacramento State (12/2/11)



4 ANDREW FITZGERALD

6-8, 247, JUNIOR, FORWARD
BALTIMORE, MD.
(BREWSTER ACADEMY [N.H.])

PTS	REB	FG%	MIN
12.5	5.7	.470	25.4

FITZGERALD GAME BY GAME IN 2011-12

Date	Opponent	MIN	FG	3FG	FT	O-D-T	PF	A	TO	B	S	TP
N11	Idaho State	*23	2-7	0-0	3-3	0-1-1	3	0	0	2	0	7
N18	Coppin State	*19	4-11	0-0	2-2	5-3-8	2	0	1	0	1	10
N24	vs. Washington State	*30	4-9	0-0	1-4	2-5-7	2	0	2	1	0	9
N25	vs. Santa Clara	*30	4-7	0-0	4-4	5-8-13	3	0	0	2	0	12
N27	vs. Saint Louis	*17	2-6	0-0	0-0	0-2-2	4	0	1	0	1	4
D2	Sacramento State	*22	6-8	0-0	1-2	1-3-4	2	1	1	0	3	13
D8	Oral Roberts	*31	8-17	0-0	0-0	1-2-3	3	0	1	1	1	16
D10	Arkansas	*23	7-11	0-0	3-4	4-4-8	4	0	1	1	0	17
D17	vs. Houston	*35	4-16	0-0	2-4	5-1-6	2	2	1	0	1	10
D21	South Carolina State	*22	8-11	0-0	1-2	1-1-2	2	0	0	0	0	17
D29	at Cincinnati	*29	7-13	0-0	4-7	5-4-9	2	1	1	2	1	18
D31	Northwestern State	*17	5-9	0-0	4-4	1-0-1	4	0	2	0	0	14
J3	at Missouri (7)	*32	8-15	0-0	2-2	1-5-6	2	0	2	0	0	18
J7	Kansas (14)	*26	5-16	0-0	1-2	4-3-7	4	1	2	0	1	11
J9	at Oklahoma State	*25	4-10	0-0	4-6	5-4-9	4	0	0	0	0	12
J14	Kansas State (18)											
J17	Texas Tech											
J21	at Texas A&M											
J24	Baylor											
J28	at Kansas State											
F1	at Kansas											
F4	Iowa State											
F6	Missouri											
F11	at Texas Tech											
F14	Texas											
F18	at Iowa State											
F22	Oklahoma State											
F25	at Baylor											
F29	at Texas											
M3	Texas A&M											

* Starter

FITZGERALD'S CAREER HIGHS

Points	22 (three times)
Field Goals	8 (six times)
Field Goal Attempts	17 (twice)
3-Point Field Goals	None
3-Point Field Goal Attempts	None
Free Throws Made	6 (five times)
Free Throw Attempts	8 vs. Texas A&M (3/6/10)
Rebounds	13 (twice)
Assists	3 vs. Baylor (2/27/10)
Blocked Shots	3 vs. Texas Tech (1/18/11)
Steals	5 vs. North Carolina Central (11/15/10)
Minutes Played	39 (twice)



5 C.J. WASHINGTON

6-7, 230, SENIOR, FORWARD
STRINGTOWN, OKLA.
(CONNORS STATE COLLEGE)

PTS	REB	AST	MIN
2.4	3.4	0.4	10.0


WASHINGTON GAME BY GAME IN 2011-12

Date	Opponent	MIN	FG	3FG	FT	O-D-T	PF	A	TO	B	S	TP
N11	Idaho State					DNP						
N18	Coppin State	18	3-4	0-0	0-0	3-5-8	2	3	1	0	0	6
N24	vs. Washington State	3	0-2	0-0	0-0	1-1-2	0	0	0	0	0	0
N25	vs. Santa Clara	8	0-1	0-0	0-0	0-4-4	0	0	0	1	0	0
N27	vs. Saint Louis	10	1-2	0-0	0-0	0-2-2	0	0	0	0	0	2
D2	Sacramento State	17	1-1	0-0	0-0	0-1-1	2	1	1	2	0	2
D8	Oral Roberts	17	3-4	0-0	2-2	3-3-6	2	1	0	0	0	8
D10	Arkansas	3	0-2	0-0	0-0	0-2-2	0	0	1	0	0	0
D17	vs. Houston	4	0-0	0-0	0-0	0-0-0	0	0	0	0	0	0
D21	South Carolina State	13	2-6	0-0	1-2	7-5-12	2	0	0	0	0	5
D29	at Cincinnati	6	0-0	0-0	0-0	0-2-2	0	0	0	0	0	0
D31	Northwestern State	14	4-5	0-0	0-0	2-3-5	0	0	0	3	3	8
J3	at Missouri (7)	8	0-1	0-0	0-0	0-2-2	2	0	0	0	0	0
J7	Kansas (14)	17	1-2	0-0	0-2	2-0-2	1	0	1	1	0	2
J9	at Oklahoma State	2	0-1	0-0	0-0	0-0-0	0	0	0	0	0	0
J14	Kansas State (18)											
J17	Texas Tech											
J21	at Texas A&M											
J24	Baylor											
J28	at Kansas State											
F1	at Kansas											
F4	Iowa State											
F6	Missouri											
F11	at Texas Tech											
F14	Texas											
F18	at Iowa State											
F22	Oklahoma State											
F25	at Baylor											
F29	at Texas											
M3	Texas A&M											

* Starter

WASHINGTON'S CAREER HIGHS

Points	9 (twice)
Field Goals	4 (twice)
Field Goal Attempts	6 (three times)
3-Point Field Goals	None
3-Point Field Goal Attempts	None
Free Throws Made	4 (twice)
Free Throw Attempts	6 vs. Sacramento State (12/21/10)
Rebounds	12 vs. South Carolina State (12/21/11)
Assists	3 vs. Coppin State (11/18/11)
Blocked Shots	3 (twice)
Steals	3 vs. Northwestern State (12/31/11)
Minutes Played	25 vs. Texas Tech (3/2/11)



13 JAMES FRASCHILLA

5-10, 142, FRESHMAN, GUARD
DALLAS, TEXAS
(HIGHLAND PARK HS)

PTS	REB	AST	MIN
0.3	0.1	0.0	1.3

FRASCHILLA GAME BY GAME IN 2011-12

Date	Opponent	MIN	FG	3FG	FT	O-D-T	PF	A	TO	B	S	TP
N11	Idaho State					DNP						
N18	Coppin State	2	0-0	0-0	0-0	0-0-0	1	0	0	0	0	0
N24	vs. Washington State					DNP						
N25	vs. Santa Clara					DNP						
N27	vs. Saint Louis					DNP						
D2	Sacramento State					DNP						
D8	Oral Roberts	0+	0-0	0-0	0-0	0-0-0	0	0	0	0	0	0
D10	Arkansas	1	0-0	0-0	0-0	0-0-0	0	0	0	0	0	0
D17	vs. Houston					DNP						
D21	South Carolina State	2	1-2	0-0	0-0	1-0-1	1	0	0	0	0	2
D29	at Cincinnati					DNP						
D31	Northwestern State	1	0-0	0-0	0-0	0-0-0	0	0	0	0	0	0
J3	at Missouri (7)	2	0-0	0-0	0-0	0-0-0	0	0	0	0	0	0
J7	Kansas (14)	1	0-0	0-0	0-0	0-0-0	0	0	0	0	0	0
J9	at Oklahoma State					DNP						
J14	Kansas State (18)											
J17	Texas Tech											
J21	at Texas A&M											
J24	Baylor											
J28	at Kansas State											
F1	at Kansas											
F4	Iowa State											
F6	Missouri											
F11	at Texas Tech											
F14	Texas											
F18	at Iowa State											
F22	Oklahoma State											
F25	at Baylor											
F29	at Texas											
M3	Texas A&M											

* Starter

FRASCHILLA'S CAREER HIGHS

Points	2 vs. South Carolina State (12/21/11)
Field Goals	1 vs. South Carolina State (12/21/11)
Field Goal Attempts	2 vs. South Carolina State (12/21/11)
3-Point Field Goals	None
3-Point Field Goal Attempts	None
Free Throws Made	None
Free Throw Attempts	None
Rebounds	1 vs. South Carolina State (12/21/11)
Assists	None
Blocked Shots	None
Steals	None
Minutes Played	2 (three times)



14 CARL BLAIR

6-2, 205, JUNIOR, GUARD
HOUSTON, TEXAS
(UNIVERSITY OF NEW ORLEANS)

PTS	REB	AST	MIN
4.7	2.1	2.6	15.6

BLAIR GAME BY GAME IN 2011-12


Date	Opponent	MIN	FG	3FG	FT	O-D-T	PF	A	TO	B	S	TP
N11	Idaho State	*27	3-7	3-6	3-6	0-6-6	4	5	2	0	0	12
N18	Coppin State	12	2-3	2-3	0-0	0-0-0	3	4	4	0	1	6
N24	vs. Washington State	6	0-1	0-1	0-0	0-0-0	1	0	3	0	0	0
N25	vs. Santa Clara	13	0-1	0-0	2-2	0-0-0	2	2	3	0	1	2
N27	vs. Saint Louis	17	1-4	1-2	0-0	0-1-1	0	1	4	0	2	3
D2	Sacramento State	17	1-3	1-3	2-2	3-2-5	0	3	1	0	1	5
D8	Oral Roberts	13	1-1	0-0	0-1	0-0-0	1	3	2	0	0	2
D10	Arkansas	14	0-1	0-0	3-4	0-2-2	1	2	1	0	2	3
D17	vs. Houston	13	0-1	0-0	0-0	1-1-2	1	2	1	0	1	0
D21	South Carolina State	19	1-4	1-3	0-0	1-1-2	2	5	2	0	1	3
D29	at Cincinnati	13	0-0	0-0	0-0	0-1-1	2	1	2	0	2	0
D31	Northwestern State	17	0-1	0-0	2-3	0-2-2	3	6	3	1	1	2
J3	at Missouri (7)	11	0-1	0-1	2-2	0-0-0	2	1	2	0	0	0
J7	Kansas (14)	12	2-3	1-1	6-6	0-0-0	1	3	1	0	2	11
J9	at Oklahoma State	30	6-16	2-7	6-7	3-7-10	3	2	4	0	5	20
J14	Kansas State (18)											
J17	Texas Tech											
J21	at Texas A&M											
J24	Baylor											
J28	at Kansas State											
F1	at Kansas											
F4	Iowa State											
F6	Missouri											
F11	at Texas Tech											
F14	Texas											
F18	at Iowa State											
F22	Oklahoma State											
F25	at Baylor											
F29	at Texas											
M3	Texas A&M											

* Starter

BLAIR'S CAREER HIGHS

Points23 vs. Arkansas State (2/6/10*)
Field Goals6 (five times)
Field Goal Attempts16 vs. Oklahoma State (1/9/12)
3-Point Field Goals3 (twice)
3-Point Field Goal Attempts7 (four times)
Free Throws Made9 (four times)
Free Throw Attempts13 vs. Colorado (1/22/11)
Rebounds11 vs. Florida International (1/2/10)
Assists11 (twice)
Blocked Shots1 (four times)
Steals5 vs. Oklahoma State (1/9/12)
Minutes Played40 (twice*)

* At University of New Orleans



15 TYLER NEAL

6-7, 227, SOPHOMORE, FORWARD
OKLAHOMA CITY, OKLA.
(PUTNAM CITY WEST HS)

PTS	REB	3FG%	MIN
5.3	3.2	.383	17.0

NEAL GAME BY GAME IN 2011-12

Date	Opponent	MIN	FG	3FG	FT	O-D-T	PF	A	TO	B	S	TP
N11	Idaho State	15	2-3	0-0	0-0	4-3-7	1	1	2	0	1	4
N18	Coppin State	18	3-8	3-6	0-0	1-2-3	3	1	1	0	0	9
N24	vs. Washington State	13	0-1	0-1	2-2	0-3-3	2	0	0	1	0	2
N25	vs. Santa Clara	8	1-2	1-2	0-0	0-2-2	2	0	0	0	0	3
N27	vs. Saint Louis	16	1-2	1-2	4-4	1-0-1	1	0	0	0	1	7
D2	Sacramento State	19	3-7	2-5	0-0	0-3-3	1	1	2	0	0	8
D8	Oral Roberts	19	1-1	1-1	2-2	0-3-3	1	1	2	0	2	5
D10	Arkansas	28	5-9	4-8	4-4	0-5-5	3	4	1	0	0	18
D17	vs. Houston	23	2-4	1-3	4-5	2-4-6	3	1	1	0	2	9
D21	South Carolina State	17	1-7	0-3	1-2	0-2-2	1	1	1	0	2	3
D29	at Cincinnati	21	3-8	2-6	0-1	1-4-5	5	0	1	0	0	8
D31	Northwestern State	14	1-1	0-0	0-0	0-1-1	2	0	3	0	0	2
J3	at Missouri (7)	14	0-3	0-1	0-0	0-0-0	2	1	2	0	0	0
J7	Kansas (14)	9	0-1	0-1	1-2	0-0-0	0	0	1	1	1	1
J9	at Oklahoma State	21	0-3	0-2	0-0	5-2-7	3	0	1	0	2	0
J14	Kansas State (18)											
J17	Texas Tech											
J21	at Texas A&M											
J24	Baylor											
J28	at Kansas State											
F1	at Kansas											
F4	Iowa State											
F6	Missouri											
F11	at Texas Tech											
F14	Texas											
F18	at Iowa State											
F22	Oklahoma State											
F25	at Baylor											
F29	at Texas											
M3	Texas A&M											

* Starter

NEAL'S CAREER HIGHS

Points18 vs. Arkansas (12/10/12)
Field Goals5 vs. Arkansas (12/10/12)
Field Goal Attempts9 vs. Arkansas (12/10/12)
3-Point Field Goals4 vs. Arkansas (12/10/12)
3-Point Field Goal Attempts8 vs. Arkansas (12/10/12)
Free Throws Made6 vs. Virginia (11/23/10)
Free Throw Attempts6 (three times)
Rebounds7 (three times)
Assists4 vs. Arkansas (12/10/12)
Blocked Shots1 (four times)
Steals2 (four times)
Minutes Played28 (twice)



21 CAMERON CLARK

6-6, 198, SOPHOMORE, GUARD
SHERMAN, TEXAS
(SHERMAN HS)

PTS	REB	AST	MIN
8.2	3.8	1.7	24.6

CLARK GAME BY GAME IN 2011-12

Date	Opponent	MIN	FG	3FG	FT	O-D-T	PF	A	TO	B	S	TP
N11	Idaho State	*22	1-10	0-3	0-2	1-2-3	2	0	1	0	2	2
N18	Coppin State	*20	2-8	0-0	0-0	1-3-4	1	4	1	2	1	4
N24	vs. Washington State	*29	5-9	0-1	1-3	1-1-2	2	1	2	0	1	11
N25	vs. Santa Clara	*26	3-10	0-0	5-6	2-0-2	3	1	2	0	0	11
N27	vs. Saint Louis	*28	7-13	0-0	0-2	3-3-6	3	1	2	1	0	14
D2	Sacramento State	*26	7-12	3-5	1-2	0-3-3	1	3	0	3	2	18
D8	Oral Roberts	*30	5-8	2-2	4-6	1-7-8	2	2	2	0	0	16
D10	Arkansas	*13	0-3	0-1	0-0	0-1-1	2	3	1	0	0	0
D17	vs. Houston	*26	6-11	0-1	2-2	0-2-2	3	0	4	0	0	14
D21	South Carolina State	*26	4-10	0-0	0-0	1-1-2	0	1	1	2	1	8
D29	at Cincinnati	*21	0-7	0-0	0-0	0-2-2	2	3	1	0	0	0
D31	Northwestern State	*30	1-5	0-0	2-2	1-8-9	3	0	3	0	0	4
J3	at Missouri (7)	*28	2-7	0-0	4-4	1-0-1	0	3	0	0	0	8
J7	Kansas (14)	*30	2-4	0-0	5-5	0-5-5	1	1	2	0	0	9
J9	at Oklahoma State	*14	2-7	0-0	0-0	1-6-7	4	3	0	0	1	4
J14	Kansas State (18)											
J17	Texas Tech											
J21	at Texas A&M											
J24	Baylor											
J28	at Kansas State											
F1	at Kansas											
F4	Iowa State											
F6	Missouri											
F11	at Texas Tech											
F14	Texas											
F18	at Iowa State											
F22	Oklahoma State											
F25	at Baylor											
F29	at Texas											
M3	Texas A&M											

* Starter

CLARK'S CAREER HIGHS

Points	26 vs. Central Arkansas (12/30/10)
Field Goals	11 vs. Baylor (2/2/11)
Field Goal Attempts	19 vs. Baylor (2/2/11)
3-Point Field Goals	4 vs. Central Arkansas (12/30/10)
3-Point Field Goal Attempts	7 vs. Baylor (2/2/11)
Free Throws Made	6 vs. Oklahoma State (3/5/11)
Free Throw Attempts	7 vs. Oklahoma State (3/5/11)
Rebounds	11 vs. Coppin State (11/12/10)
Assists	4 (twice)
Blocked Shots	3 vs. Sacramento State (12/2/11)
Steals	3 vs. Oral Roberts (12/11/10)
Minutes Played	44 vs. Iowa State (1/29/11)



24 ROMERO OSBY

6-8, 232, JUNIOR, FORWARD
MERIDIAN, MISS.
(MISSISSIPPI STATE UNIVERSITY)

PTS	REB	BLK	MIN
10.9	8.5	0.9	28.3

OSBY GAME BY GAME IN 2011-12

Date	Opponent	MIN	FG	3FG	FT	O-D-T	PF	A	TO	B	S	TP
N11	Idaho State	*31	5-9	1-1	6-7	6-4-10	3	4	2	2	1	17
N18	Coppin State	*22	4-8	0-0	3-4	4-6-10	0	0	0	1	1	11
N24	vs. Washington State	*26	3-7	1-2	2-2	2-4-6	2	0	0	0	0	9
N25	vs. Santa Clara	*32	3-8	0-1	3-4	3-7-10	2	1	3	1	0	9
N27	vs. Saint Louis	*24	6-13	0-1	2-4	4-2-6	3	0	1	0	0	14
D2	Sacramento State	*23	4-5	0-0	0-0	2-2-4	0	3	1	0	1	8
D8	Oral Roberts	*21	3-4	0-1	1-2	4-3-7	5	0	1	2	0	7
D10	Arkansas	*32	2-5	0-0	6-6	2-5-7	0	2	2	2	0	10
D17	vs. Houston	*19	2-11	0-0	1-2	5-5-10	2	0	1	1	1	5
D21	South Carolina State	*27	4-13	0-0	2-6	4-14-18	1	1	1	1	3	10
D29	at Cincinnati	*38	6-10	0-0	0-0	2-10-12	1	0	1	0	0	12
D31	Northwestern State	*31	8-13	0-0	2-2	0-5-5	1	0	0	2	0	18
J3	at Missouri (7)	*32	3-7	0-1	0-0	0-3-3	2	1	0	1	1	6
J7	Kansas (14)	*29	3-8	0-0	3-4	4-5-9	1	0	5	0	0	9
J9	at Oklahoma State	*38	8-17	1-1	1-5	6-4-10	3	1	2	1	1	18
J14	Kansas State (18)											
J17	Texas Tech											
J21	at Texas A&M											
J24	Baylor											
J28	at Kansas State											
F1	at Kansas											
F4	Iowa State											
F6	Missouri											
F11	at Texas Tech											
F14	Texas											
F18	at Iowa State											
F22	Oklahoma State											
F25	at Baylor											
F29	at Texas											
M3	Texas A&M											

* Starter

OSBY'S CAREER HIGHS

Points	18 (twice)
Field Goals	8 (twice)
Field Goal Attempts	17 vs. Oklahoma State (1/9/12)
3-Point Field Goals	2 (five times)
3-Point Field Goal Attempts	3 (seven times)
Free Throws Made	7 vs. Texas Tech (11/29/08*)
Free Throw Attempts	10 vs. Texas Tech (11/29/08*)
Rebounds	18 vs. South Carolina State (12/21/11)
Assists	4 (three times)
Blocked Shots	2 (eight times)
Steals	3 (twice)
Minutes Played	38 (three times)

* At Mississippi State



31 BARRY HONORÉ

6-7, 270, SENIOR, FORWARD
GARLAND, TEXAS
(SOUTHERN UNIVERSITY)

PTS	REB	BLK	MIN
0.9	1.1	0.5	5.3


HONORÉ GAME BY GAME IN 2011-12

Date	Opponent	MIN	FG	3FG	FT	O-D-T	PF	A	TO	B	S	TP
N11	Idaho State	5	1-1	0-0	0-0	0-0-0	0	0	0	2	0	2
N18	Coppin State	8	0-0	0-0	2-2	2-1-3	0	0	1	1	0	2
N24	vs. Washington State	1	0-0	0-0	0-0	0-0-0	0	0	0	0	0	0
N25	vs. Santa Clara	2	0-0	0-0	0-0	0-0-0	1	0	1	0	0	0
N27	vs. Saint Louis	1	0-0	0-0	0-0	0-0-0	0	0	0	0	0	0
D2	Sacramento State	5	1-3	0-0	0-0	1-0-1	1	0	1	1	0	2
D8	Oral Roberts	3	0-2	0-0	0-0	0-0-0	0	0	0	0	0	0
D10	Arkansas	10	1-1	0-0	0-0	2-1-3	2	0	0	1	0	2
D17	vs. Houston	5	0-0	0-0	0-0	0-0-0	0	0	0	1	0	0
D21	South Carolina State	10	1-1	0-0	0-0	2-0-2	0	0	0	1	0	2
D29	at Cincinnati	2	0-0	0-0	0-0	0-1-1	0	0	0	0	0	0
D31	Northwestern State	12	1-2	0-0	2-4	3-1-4	1	2	1	0	0	4
J3	at Missouri (7)	4	0-1	0-0	0-0	0-0-0	1	0	0	0	0	0
J7	Kansas (14)	7	0-0	0-0	0-1	2-0-2	0	0	1	1	0	0
J9	at Oklahoma State	4	0-0	0-0	0-0	0-0-0	0	0	0	0	0	0
J14	Kansas State (18)											
J17	Texas Tech											
J21	at Texas A&M											
J24	Baylor											
J28	at Kansas State											
F1	at Kansas											
F4	Iowa State											
F6	Missouri											
F11	at Texas Tech											
F14	Texas											
F18	at Iowa State											
F22	Oklahoma State											
F25	at Baylor											
F29	at Texas											
M3	Texas A&M											

* Starter

HONORÉ'S OKLAHOMA HIGHS

Points	6 (twice)
Field Goals	3 (twice)
Field Goal Attempts	4 vs. Texas Southern (11/18/10)
3-Point Field Goals	None
3-Point Field Goal Attempts	1 vs. Texas A&M (1/8/11)
Free Throws Made	2 vs. Northwestern State (12/31/11)
Free Throw Attempts	4 vs. Northwestern State (12/31/11)
Rebounds	4 vs. Northwestern State (12/31/11)
Assists	2 (twice)
Blocked Shots	2 (twice)
Steals	None
Minutes Played	19 vs. Texas Southern (11/18/10)



32 CASEY ARENT

6-10, 227, JUNIOR, CENTER
PENRYN, CALIF.
(SIERRA COLLEGE)

PTS	REB	STL	MIN
1.7	2.6	0.3	8.3

ARENT GAME BY GAME IN 2011-12

Date	Opponent	MIN	FG	3FG	FT	O-D-T	PF	A	TO	B	S	TP
N11	Idaho State	12	1-2	0-0	2-2	1-0-1	1	0	3	0	1	4
N18	Coppin State	13	3-5	0-0	0-0	3-6-9	2	1	1	1	0	6
N24	vs. Washington State	9	1-3	0-0	0-0	2-1-3	0	0	2	1	0	2
N25	vs. Santa Clara	8	1-2	0-0	0-0	1-1-2	2	0	0	0	0	2
N27	vs. Saint Louis	15	1-2	0-0	0-0	1-0-1	3	0	0	0	0	2
D2	Sacramento State	13	0-2	0-0	0-0	1-2-3	1	0	3	0	2	0
D8	Oral Roberts	6	0-3	0-0	0-0	2-0-2	2	0	1	0	0	0
D10	Arkansas	5	0-1	0-0	0-0	0-0-0	2	0	1	0	1	0
D17	vs. Houston					DNP						
D21	South Carolina State	10	2-4	0-0	0-0	4-5-9	2	0	1	0	0	4
D29	at Cincinnati					DNP						
D31	Northwestern State	7	0-0	0-0	2-2	0-1-1	3	0	0	0	0	2
J3	at Missouri (7)	4	0-2	0-0	0-0	1-1-2	1	0	0	0	0	0
J7	Kansas (14)	1	0-0	0-0	0-0	0-0-0	0	0	0	0	0	0
J9	at Oklahoma State	5	0-0	0-0	0-0	0-1-1	0	0	0	0	0	0
J14	Kansas State (18)											
J17	Texas Tech											
J21	at Texas A&M											
J24	Baylor											
J28	at Kansas State											
F1	at Kansas											
F4	Iowa State											
F6	Missouri											
F11	at Texas Tech											
F14	Texas											
F18	at Iowa State											
F22	Oklahoma State											
F25	at Baylor											
F29	at Texas											
M3	Texas A&M											

* Starter

ARENT'S CAREER HIGHS

Points	6 vs. Coppin State (11/18/11)
Field Goals	3 vs. Coppin State (11/18/11)
Field Goal Attempts	5 vs. Coppin State (11/18/11)
3-Point Field Goals	None
3-Point Field Goal Attempts	None
Free Throws Made	2 (twice)
Free Throw Attempts	2 (twice)
Rebounds	9 (twice)
Assists	1 vs. Coppin State (11/18/11)
Blocked Shots	1 (twice)
Steals	2 vs. Sacramento State (12/2/11)
Minutes Played	15 vs. Saint Louis (11/27/11)

ROSTERS

NUMERICAL

No.	Name	Pos.	Cl.	Ht.	Wt.	Hometown (Last School)
1	Sam Grooms	G	Jr.	6-1	203	Greensboro, N.C. (Chipola College [Fla.])
2	Steven Pledger**	G	Jr.	6-4	222	Chesapeake, Va. (Atlantic Shores Christian School)
3	T.J. Franklin^	G	Sr.	5-11	175	Fort Worth, Texas (North Crowley HS)
4	Andrew Fitzgerald**	F	Jr.	6-8	247	Baltimore, Md. (Brewster Academy [N.H.])
5	C.J. Washington*	F	Sr.	6-7	230	Stringtown, Okla. (Connors State JC)
12	Jarrold Kruger#	G	So.	6-1	174	Topeka, Kan. (Kansas State University)
13	James Fraschilla^	G	Fr.	5-10	142	Dallas, Texas (Highland Park HS)
14	Carl Blair*	G	Jr.	6-2	205	Houston, Texas (University of New Orleans)
15	Tyler Neal*	F	So.	6-7	227	Oklahoma City, Okla. (Putnam City West HS)
21	Cameron Clark*	G	So.	6-6	198	Sherman, Texas (Sherman HS)
22	Amath M'Baye#	F	Jr.	6-9	214	Bordeaux, France (University of Wyoming)
24	Romero Osby	F	Jr.	6-8	232	Meridian, Miss. (Mississippi State University)
31	Barry Honoré*^	F	Sr.	6-7	270	Garland, Texas (Southern University)
32	Casey Arent	C	Jr.	6-10	227	Penryn, Calif. (Sierra College)

ALPHABETICAL

No.	Name	Pos.	Cl.	Ht.	Wt.	Hometown (Last School)
32	Casey Arent	C	Jr.	6-10	227	Penryn, Calif. (Sierra College)
14	Carl Blair*	G	Jr.	6-2	205	Houston, Texas (University of New Orleans)
21	Cameron Clark*	G	So.	6-6	198	Sherman, Texas (Sherman HS)
4	Andrew Fitzgerald**	F	Jr.	6-8	247	Baltimore, Md. (Brewster Academy [N.H.])
3	T.J. Franklin^	G	Sr.	5-11	175	Fort Worth, Texas (North Crowley HS)
13	James Fraschilla^	G	Fr.	5-10	142	Dallas, Texas (Highland Park HS)
1	Sam Grooms	G	Jr.	6-1	203	Greensboro, N.C. (Chipola College [Fla.])
31	Barry Honoré*^	F	Sr.	6-7	270	Garland, Texas (Southern University)
12	Jarrold Kruger#	G	So.	6-1	174	Topeka, Kan. (Kansas State University)
22	Amath M'Baye#	F	Jr.	6-9	214	Bordeaux, France (University of Wyoming)
15	Tyler Neal*	F	So.	6-7	227	Oklahoma City, Okla. (Putnam City West HS)
24	Romero Osby	F	Jr.	6-8	232	Meridian, Miss. (Mississippi State University)
2	Steven Pledger**	G	Jr.	6-4	222	Chesapeake, Va. (Atlantic Shores Christian School)
5	C.J. Washington*	F	Sr.	6-7	230	Stringtown, Okla. (Connors State JC)

* Letters earned at Oklahoma

^ Walk-on

Sitting out the 2011-12 season due to NCAA transfer rules

STAFF

Head Coach: Lon Kruger (Kansas State '75)

Assistant Coaches:

Chris Crutchfield (Nebraska-Omaha '92)

Steve Henson (Kansas State '90)

Lew Hill (Wichita State '88)

Director of Operations:

Mike Shepherd (Kansas State '98)

Video Coordinator:

Scott Thompson (Mississippi '02)

Director of Student-Athlete Performance:

Jozsef Szendrei (Oklahoma '03)

Trainer: Alex Brown (Appalachian State '79)

PRONUNCIATION GUIDE

Casey **Arent**: ARNT

James **Fraschilla**: frush-SHILL-UH

Barry **Honoré**: ahn-o-RAY

Amath M'Baye: ah-MOTT EM-by

Romero **Osby**: AHZ-bee